



# Performance Handicap Racing Fleet

## *Summary Race Analysis Report*

*For All Classes:*

### FS and NFS

### 2015 - 2019

#### *Report Parameters*

<b>Year(s):</b> 2015 <b>To:</b> 2019	<b>Classes:</b> All Classes	<b>Club:</b> All Clubs
<b>Report is Sorted By:</b> Class, Year	<b>Report Level Is:</b> Summary'	
<b>Boats with St/Dev &gt; 50</b>	<b>Or St/Dev &lt; -50 are Omitted</b>	<b>Boats with ASP Diff &gt; 50 Or ASP Diff &lt; -999 are Omitted</b>
<b>Boats with Less Than 3 Races are Omitted</b>	<b>Boats with No Valid Certificate are Included</b>	

#### *Alert Criteria - all criteria must be met*

<i># Diff Boats</i>	<i># Races Sailed</i>	<i>Calc Diff</i>	<i>HDGP Alert</i>
1	> 15	>= +/- 12	?
2	> 20	>= +/- 12	??
3	> 30	>= +/- 9	???
>3	> 40	>= +/- 6	????
>3	> 60	>= +/- 12	?????

#### *Class Reviews:*



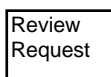
Central Council will review classes as follows:  
All 3 to 5 Alerts (?????)  
All 1 and 2 Alerts with 4 consecutive years of negative numbers



Districts will review classes as follows:  
All 1 and 2 Alerts with 4 years of double digit performance



New Class Reviews  
Must have 2 years of analysis



Handicapper Review request  
Request can be via the Annual General Meeting, Forum or office contact.



# Race Analysis Report (Summary)

## Flying Sails (FS)

## Non-Flying Sails (NFS)

Boat Class /Year	Flying Sails (FS)						Non-Flying Sails (NFS)							
	AVG ASP	Calc ASP	#Diff Boats	#Races Sailed	Std Dev	Calc Diff	HDCP ALERT	AVG ASP	Calc ASP	#Diff Boats	#Races Sailed	Std Dev	Calc Diff	HDCP ALERT
1D 35 CF -SB														
2016	44	55	1	17	+23	+11		0	0	0	0*	0	0	
2017	43	22	1	9	+18	-21		0	0	0	0*	0	0	
2018	43	51	1	6	+19	+8		0	0	0	0*	0	0	
2019	43	42	1	8	+13	-1		0	0	0	0*	0	0	
CUMULATIVE	43	44	1	40	+19	+1		0	0	0	0*	0	0	
5.5 METER														
2015	162	99	1	3	+18	-63		0	0	0	0*	0	0	
2017	156	156	1	5	+26	0		0	0	0	0*	0	0	
CUMULATIVE	158	135	2	8	+23	-23		0	0	0	0*	0	0	
8 METER MOD 4														
2016	62	64	1	7	+27	+2		0	0	0	0*	0	0	
CUMULATIVE	62	64	1	7	+27	+2		0	0	0	0*	0	0	
8 METER MOD 5														
2018	57	40	1	4	+21	-17		0	0	0	0*	0	0	
2019	57	55	1	4	+18	-2		0	0	0	0*	0	0	
CUMULATIVE	57	48	1	8	+20	-9		0	0	0	0*	0	0	
ABBOTT 22														
2015	0	0	0	0*	0	0		270	262	1	14	+33	-8	
2016	0	0	0	0*	0	0		270	270	1	10	+39	0	
2017	0	0	0	0*	0	0		270	263	1	6	+22	-7	
2018	0	0	0	0*	0	0		270	266	1	12	+31	-4	
2019	0	0	0	0*	0	0		270	268	1	7	+26	-2	
CUMULATIVE	0	0	0	0*	0	0		270	266	1	49	+31	-4	
ABBOTT 33														
2015	128	138	2	12	+17	+10		151	138	4	56	+18	-13	????
2016	0	0	0	0*	0	0		149	140	3	31	+15	-9	???
2017	0	0	0	0*	0	0		155	148	1	4	+10	-7	
2018	127	143	2	17	+27	+16		0	0	0	0*	0	0	
2019	129	126	3	31	+13	-3		0	0	0	0*	0	0	
CUMULATIVE	128	133	6	60	+18	+5		151	139	6	91	+17	-12	?????
ABBOTT 33 OB														
2018	0	0	0	0*	0	0		141	110	1	4	+13	-31	
CUMULATIVE	0	0	0	0*	0	0		141	110	1	4	+13	-31	
ABLE POITIN 24														
2016	0	0	0	0*	0	0		219	238	1	4	+10	+19	
CUMULATIVE	0	0	0	0*	0	0		219	238	1	4	+10	+19	
AJAX 28														
2015	0	0	0	0*	0	0		212	244	1	9	+20	+32	
2017	0	0	0	0*	0	0		224	224	1	10	+45	0	
2018	0	0	0	0*	0	0		224	260	1	11	+25	+36	
2019	0	0	0	0*	0	0		228	168	1	4	+36	-60	
CUMULATIVE	0	0	0	0*	0	0		221	234	2	34	+31	+13	??
ALBERG 29														
2017	0	0	0	0*	0	0		267	305	1	5	+34	+38	
CUMULATIVE	0	0	0	0*	0	0		267	305	1	5	+34	+38	

New Class

CC Review



Flying Sails (FS)

Non-Flying Sails (NFS)

<i>Boat Class</i>	<i>AVG</i>	<i>Calc</i>	<i>#Diff</i>	<i>#Races</i>	<i>Std</i>	<i>Calc</i>	<i>HDCP</i>	<i>AVG</i>	<i>Calc</i>	<i>#Diff</i>	<i>#Races</i>	<i>Std</i>	<i>Calc</i>	<i>HDCP</i>
<i>/Year</i>	<i>ASP</i>	<i>ASP</i>	<i>Boats</i>	<i>Sailed</i>	<i>Dev</i>	<i>Diff</i>	<i>ALERT</i>	<i>ASP</i>	<i>ASP</i>	<i>Boats</i>	<i>Sailed</i>	<i>Dev</i>	<i>Diff</i>	<i>ALERT</i>
<b>ALBERG 30</b>														
2015	222	219	1	11	+29	-3		250	248	3	20	+27	-2	
2016	228	210	3	21	+32	-18		249	260	3	23	+31	+11	
2017	229	230	3	24	+14	+1		249	242	2	14	+19	-7	
2018	227	231	3	29	+21	+4		246	245	2	16	+20	-1	
2019	223	230	1	8	+30	+7		245	248	2	20	+26	+3	
CUMULATIVE	227	224	3	93	+24	-3		248	250	4	93	+25	+2	
<b>ALBERG 37</b>														
2015	0	0	0	0 *	0	0		190	180	2	15	+25	-10	
2016	0	0	0	0 *	0	0		191	183	1	11	+18	-8	
2017	0	0	0	0 *	0	0		191	178	1	12	+26	-13	
2018	0	0	0	0 *	0	0		188	182	1	14	+17	-6	
2019	0	0	0	0 *	0	0		189	190	2	21	+20	+1	
CUMULATIVE	0	0	0	0 *	0	0		190	183	2	73	+21	-7	
<b>ALBIN 30 BALLAD</b>														
2016	0	0	0	0 *	0	0		227	217	1	8	+26	-10	
CUMULATIVE	0	0	0	0 *	0	0		227	217	1	8	+26	-10	
<b>ALBIN 7.9</b>														
2016	236	240	1	10	+19	+4		0	0	0	0 *	0	0	
2017	233	236	1	6	+15	+3		0	0	0	0 *	0	0	
2018	233	253	1	7	+45	+20		0	0	0	0 *	0	0	
2019	233	233	1	7	+22	0		0	0	0	0 *	0	0	
CUMULATIVE	234	241	1	30	+25	+7		0	0	0	0 *	0	0	
<b>ALOHA 27</b>														
2019	0	0	0	0 *	0	0		253	252	1	8	+14	-1	
CUMULATIVE	0	0	0	0 *	0	0		253	252	1	8	+14	-1	
<b>ALOHA 28/8.5</b>														
2015	0	0	0	0 *	0	0		228	230	3	38	+27	+2	
2016	234	234	1	3	+5	0		227	228	2	18	+31	+1	
2017	0	0	0	0 *	0	0		232	234	3	22	+10	+2	
2018	0	0	0	0 *	0	0		234	249	3	21	+15	+15	
2019	0	0	0	0 *	0	0		240	252	3	19	+18	+12	
CUMULATIVE	234	234	1	3	+5	0		232	237	4	118	+21	+5	
<b>ALOHA 30</b>														
2015	152	143	2	31	+26	-9		0	0	0	0 *	0	0	
2016	159	159	2	40	+18	0		0	0	0	0 *	0	0	
2018	0	0	0	0 *	0	0		186	188	1	13	+25	+2	
2019	162	170	1	13	+37	+8		186	174	1	9	+29	-12	
CUMULATIVE	157	155	2	84	+24	-2		186	182	1	22	+27	-4	
<b>ALOHA 30 WK MOD</b>														
2017	0	0	0	0 *	0	0		188	222	1	3	+24	+34	
CUMULATIVE	0	0	0	0 *	0	0		188	222	1	3	+24	+34	
<b>ALOHA 34</b>														
2018	0	0	0	0 *	0	0		191	238	1	7	+47	+47	
CUMULATIVE	0	0	0	0 *	0	0		191	238	1	7	+47	+47	
<b>ALOHA 8.2</b>														
2015	0	0	0	0 *	0	0		232	212	1	19	+23	-20	?
CUMULATIVE	0	0	0	0 *	0	0		232	212	1	19	+23	-20	?

New Class

Flying Sails (FS)

Non-Flying Sails (NFS)

<i>Boat Class</i>	<i>AVG</i>	<i>Calc</i>	<i>#Diff</i>	<i>#Races</i>	<i>Std</i>	<i>Calc</i>	<i>HDCP</i>	<i>AVG</i>	<i>Calc</i>	<i>#Diff</i>	<i>#Races</i>	<i>Std</i>	<i>Calc</i>	<i>HDCP</i>
<i>/Year</i>	<i>ASP</i>	<i>ASP</i>	<i>Boats</i>	<i>Sailed</i>	<i>Dev</i>	<i>Diff</i>	<i>ALERT</i>	<i>ASP</i>	<i>ASP</i>	<i>Boats</i>	<i>Sailed</i>	<i>Dev</i>	<i>Diff</i>	<i>ALERT</i>

ALOHA 8.2 OB

2017	0	0	0	0 *	0	0		234	239	1	11	+25	+5	
CUMULATIVE	0	0	0	0 *	0	0		234	239	1	11	+25	+5	

District Review  
KYC (EYC)

ANTRIM 27 IB -SB

2015	92	107	1	18	+24	+15	?	0	0	0	0 *	0	0	
2016	92	109	1	15	+25	+17		0	0	0	0 *	0	0	
2017	95	138	1	9	+24	+43		0	0	0	0 *	0	0	
2018	95	141	1	9	+28	+46		0	0	0	0 *	0	0	
2019	95	118	1	10	+20	+23		0	0	0	0 *	0	0	
CUMULATIVE	93	119	1	61	+24	+26	?	0	0	0	0 *	0	0	

APHRODITE 101

2015	142	111	1	11	+17	-31		0	0	0	0 *	0	0	
2016	142	113	1	3	+36	-29		173	112	1	4	+27	-61	
2017	142	130	1	6	+15	-12		0	0	0	0 *	0	0	
CUMULATIVE	142	117	1	20	+19	-25	?	173	112	1	4	+27	-61	

ARCHAMBAULT 35 CF

2015	76	57	1	31	+17	-19	?	0	0	0	0 *	0	0	
2016	73	59	1	31	+10	-14	?	0	0	0	0 *	0	0	
2017	72	67	1	25	+13	-5		0	0	0	0 *	0	0	
2018	79	42	1	13	+18	-37		0	0	0	0 *	0	0	
2019	73	69	1	13	+11	-4		0	0	0	0 *	0	0	
CUMULATIVE	74	59	1	113	+14	-15	?	0	0	0	0 *	0	0	

New Class

ARCHAMBAULT 40RC CF MOD

2018	33	48	1	8	+16	+15		0	0	0	0 *	0	0	
2019	35	40	1	10	+14	+5		0	0	0	0 *	0	0	
CUMULATIVE	34	44	1	18	+15	+10		0	0	0	0 *	0	0	

AVANCE 36

2015	139	180	1	9	+25	+41		0	0	0	0 *	0	0	
2016	139	174	1	5	+18	+35		0	0	0	0 *	0	0	
2018	137	182	1	4	+48	+45		161	160	1	6	+28	-1	
2019	0	0	0	0 *	0	0		169	143	1	3	+24	-26	
CUMULATIVE	139	179	1	18	+28	+40	?	164	154	1	9	+27	-10	

B 25 -SB

2015	128	125	2	22	+23	-3		0	0	0	0 *	0	0	
2016	130	90	1	3	+15	-40		0	0	0	0 *	0	0	
2018	135	151	1	4	+19	+16		0	0	0	0 *	0	0	
2019	135	174	1	4	+22	+39		0	0	0	0 *	0	0	
CUMULATIVE	130	131	3	33	+22	+1		0	0	0	0 *	0	0	

B 32 OB MOD -SB

2015	73	73	1	14	+12	0		0	0	0	0 *	0	0	
2016	73	74	1	12	+14	+1		0	0	0	0 *	0	0	
2017	73	82	1	10	+16	+9		0	0	0	0 *	0	0	
2018	73	80	1	13	+17	+7		0	0	0	0 *	0	0	
2019	73	73	1	11	+22	0		0	0	0	0 *	0	0	
CUMULATIVE	73	76	1	60	+16	+3		0	0	0	0 *	0	0	

New Class

BAVARIA 31 CRUISER

2017	0	0	0	0 *	0	0		187	167	1	7	+25	-20	
CUMULATIVE	0	0	0	0 *	0	0		187	167	1	7	+25	-20	

Flying Sails (FS)

Non-Flying Sails (NFS)

Boat Class	AVG	Calc	#Diff	#Races	Std	Calc	HDCP	AVG	Calc	#Diff	#Races	Std	Calc	HDCP
/Year	ASP	ASP	Boats	Sailed	Dev	Diff	ALERT	ASP	ASP	Boats	Sailed	Dev	Diff	ALERT

CC Review

BENETEAU 1ST 10R CF **														
2015	89	92	9	103	+17	+3		111	97	3	17	+19	-14	
2016	91	105	9	67	+17	+14	?????	113	96	3	22	+16	-17	
2017	90	93	6	61	+22	+3		0	0	0	0*	0	0	
2018	90	97	5	59	+19	+7	????	112	104	1	3	+19	-8	
2019	90	97	5	44	+17	+7	????	112	102	2	14	+17	-10	
<b>CUMULATIVE</b>	<b>90</b>	<b>97</b>	<b>11</b>	<b>334</b>	<b>+18</b>	<b>+7</b>	<b>????</b>	<b>112</b>	<b>98</b>	<b>4</b>	<b>56</b>	<b>+17</b>	<b>-14</b>	<b>????</b>



CC Review

BENETEAU 1ST 235 SD/WK														
2016	204	204	1	5	+4	0		232	232	2	13	+20	0	
2017	0	0	0	0*	0	0		235	241	2	13	+18	+6	
2018	0	0	0	0*	0	0		237	278	1	5	+15	+41	
<b>CUMULATIVE</b>	<b>204</b>	<b>204</b>	<b>1</b>	<b>5</b>	<b>+4</b>	<b>0</b>		<b>234</b>	<b>243</b>	<b>3</b>	<b>31</b>	<b>+18</b>	<b>+9</b>	<b>???</b>



New Class

BENETEAU 1ST 265														
2019	0	0	0	0*	0	0		222	222	1	9	+14	0	
<b>CUMULATIVE</b>	<b>0</b>	<b>0</b>	<b>0</b>	<b>0*</b>	<b>0</b>	<b>0</b>		<b>222</b>	<b>222</b>	<b>1</b>	<b>9</b>	<b>+14</b>	<b>0</b>	

New Class

BENETEAU 1ST 27.7														
2018	151	151	1	9	+11	0		0	0	0	0*	0	0	
2019	145	177	1	5	+36	+32		0	0	0	0*	0	0	
<b>CUMULATIVE</b>	<b>149</b>	<b>160</b>	<b>1</b>	<b>14</b>	<b>+20</b>	<b>+11</b>		<b>0</b>	<b>0</b>	<b>0</b>	<b>0*</b>	<b>0</b>	<b>0</b>	

BENETEAU 1ST 285														
2015	0	0	0	0*	0	0		230	205	1	10	+20	-25	
2016	0	0	0	0*	0	0		230	220	1	8	+30	-10	
2018	0	0	0	0*	0	0		230	223	1	10	+13	-7	
<b>CUMULATIVE</b>	<b>0</b>	<b>0</b>	<b>0</b>	<b>0*</b>	<b>0</b>	<b>0</b>		<b>230</b>	<b>216</b>	<b>1</b>	<b>28</b>	<b>+20</b>	<b>-14</b>	<b>?</b>

BENETEAU 1ST 285 SD/WK														
2015	226	217	1	19	+23	-9		236	256	1	5	+25	+20	
2016	0	0	0	0*	0	0		240	239	1	5	+19	-1	
2017	230	229	1	10	+25	-1		238	239	1	8	+20	+1	
2018	230	230	1	9	+41	0		238	238	2	15	+24	0	
2019	0	0	0	0*	0	0		237	244	3	24	+13	+7	
<b>CUMULATIVE</b>	<b>228</b>	<b>223</b>	<b>1</b>	<b>38</b>	<b>+27</b>	<b>-5</b>		<b>238</b>	<b>243</b>	<b>3</b>	<b>57</b>	<b>+19</b>	<b>+5</b>	

BENETEAU 1ST 29														
2019	0	0	0	0*	0	0		207	248	1	10	+35	+41	
<b>CUMULATIVE</b>	<b>0</b>	<b>0</b>	<b>0</b>	<b>0*</b>	<b>0</b>	<b>0</b>		<b>207</b>	<b>248</b>	<b>1</b>	<b>10</b>	<b>+35</b>	<b>+41</b>	

BENETEAU 1ST 30 (2011)														
2015	0	0	0	0*	0	0		136	155	1	6	+19	+19	
2016	0	0	0	0*	0	0		138	149	1	9	+16	+11	
2019	0	0	0	0*	0	0		139	171	1	5	+33	+32	
<b>CUMULATIVE</b>	<b>0</b>	<b>0</b>	<b>0</b>	<b>0*</b>	<b>0</b>	<b>0</b>		<b>138</b>	<b>156</b>	<b>2</b>	<b>20</b>	<b>+21</b>	<b>+18</b>	

BENETEAU 1ST 305														
2015	160	160	1	12	+13	0		183	183	1	7	+8	0	
2016	160	150	1	7	+13	-10		183	176	1	8	+22	-7	
2017	0	0	0	0*	0	0		183	184	1	6	+16	+1	
2018	0	0	0	0*	0	0		181	172	2	18	+29	-9	
2019	0	0	0	0*	0	0		181	161	2	18	+10	-20	
<b>CUMULATIVE</b>	<b>160</b>	<b>156</b>	<b>1</b>	<b>19</b>	<b>+13</b>	<b>-4</b>		<b>182</b>	<b>172</b>	<b>2</b>	<b>57</b>	<b>+18</b>	<b>-10</b>	

Flying Sails (FS)

Non-Flying Sails (NFS)

<i>Boat Class</i>	<i>AVG</i>	<i>Calc</i>	<i>#Diff</i>	<i>#Races</i>	<i>Std</i>	<i>Calc</i>	<i>HDCP</i>	<i>AVG</i>	<i>Calc</i>	<i>#Diff</i>	<i>#Races</i>	<i>Std</i>	<i>Calc</i>	<i>HDCP</i>
<i>/Year</i>	<i>ASP</i>	<i>ASP</i>	<i>Boats</i>	<i>Sailed</i>	<i>Dev</i>	<i>Diff</i>	<i>ALERT</i>	<i>ASP</i>	<i>ASP</i>	<i>Boats</i>	<i>Sailed</i>	<i>Dev</i>	<i>Diff</i>	<i>ALERT</i>
<b>BENETEAU 1ST 30E MH</b>														
2015	160	149	1	3	+30	-11		0	0	0	0 *	0	0	
2016	160	161	1	15	+15	+1		0	0	0	0 *	0	0	
2017	160	158	1	18	+10	-2		0	0	0	0 *	0	0	
2018	160	148	1	4	+12	-12		201	210	1	10	+28	+9	
CUMULATIVE	160	157	1	40	+14	-3		201	210	1	10	+28	+9	
<b>BENETEAU 1ST 310 SD</b>														
2015	0	0	0	0 *	0	0		176	146	1	4	+33	-30	
2016	164	156	1	6	+23	-8		0	0	0	0 *	0	0	
CUMULATIVE	164	156	1	6	+23	-8		176	146	1	4	+33	-30	
<b>BENETEAU 1ST 325 SD</b>														
2017	147	188	1	14	+45	+41		0	0	0	0 *	0	0	
2018	151	188	1	19	+30	+37	?	0	0	0	0 *	0	0	
2019	151	169	1	15	+21	+18		0	0	0	0 *	0	0	
CUMULATIVE	150	182	1	48	+32	+32	?	0	0	0	0 *	0	0	
<b>BENETEAU 1ST 345</b>														
2016	0	0	0	0 *	0	0		161	168	1	6	+11	+7	
2017	0	0	0	0 *	0	0		158	171	1	6	+16	+13	
2018	0	0	0	0 *	0	0		154	162	1	5	+15	+8	
2019	0	0	0	0 *	0	0		154	171	1	6	+20	+17	
CUMULATIVE	0	0	0	0 *	0	0		157	168	1	23	+15	+11	
<b>BENETEAU 1ST 35-2 CF</b>														
2016	68	86	1	9	+26	+18		0	0	0	0 *	0	0	
CUMULATIVE	68	86	1	9	+26	+18		0	0	0	0 *	0	0	
<b>BENETEAU 1ST 35S5</b>														
2015	143	149	1	3	+4	+6		0	0	0	0 *	0	0	
CUMULATIVE	143	149	1	3	+4	+6		0	0	0	0 *	0	0	
<b>BENETEAU 1ST 36 S7</b>														
2015	107	90	1	11	+16	-17		0	0	0	0 *	0	0	
2016	114	144	1	7	+25	+30		0	0	0	0 *	0	0	
2017	111	98	1	8	+18	-13		0	0	0	0 *	0	0	
2018	111	110	1	5	+10	-1		0	0	0	0 *	0	0	
2019	111	118	1	8	+16	+7		0	0	0	0 *	0	0	
CUMULATIVE	110	110	1	39	+17	0		0	0	0	0 *	0	0	
<b>BENETEAU 1ST 36.7 **</b>														
2015	78	74	13	151	+17	-4		96	96	5	29	+16	0	
2016	79	76	14	170	+17	-3		97	93	5	34	+13	-4	
2017	78	76	13	138	+16	-2		96	97	4	27	+9	+1	
2018	78	80	11	111	+16	+2		96	97	4	26	+15	+1	
2019	78	79	14	145	+21	+1		0	0	0	0 *	0	0	
CUMULATIVE	78	77	20	715	+18	-1		96	96	8	116	+13	0	
<b>BENETEAU 1ST 36.7 SD</b>														
2015	0	0	0	0 *	0	0		104	103	3	52	+15	-1	
2016	0	0	0	0 *	0	0		106	106	3	37	+15	0	
2017	83	119	1	7	+16	+36		107	106	4	44	+17	-1	
2018	90	103	2	13	+17	+13		102	95	3	33	+11	-7	
2019	84	99	1	7	+47	+15		101	105	3	27	+13	+4	
CUMULATIVE	87	106	3	27	+24	+19		105	103	4	193	+15	-2	
<b>BENETEAU 1ST 40</b>														
2019	64	96	1	4	+14	+32		0	0	0	0 *	0	0	
CUMULATIVE	64	96	1	4	+14	+32		0	0	0	0 *	0	0	

New Class

New Class

## Flying Sails (FS)

## Non-Flying Sails (NFS)

<i>Boat Class</i>	<i>AVG</i>	<i>Calc</i>	<i>#Diff</i>	<i>#Races</i>	<i>Std</i>	<i>Calc</i>	<i>HDCP</i>	<i>AVG</i>	<i>Calc</i>	<i>#Diff</i>	<i>#Races</i>	<i>Std</i>	<i>Calc</i>	<i>HDCP</i>
<i>/Year</i>	<i>ASP</i>	<i>ASP</i>	<i>Boats</i>	<i>Sailed</i>	<i>Dev</i>	<i>Diff</i>	<i>ALERT</i>	<i>ASP</i>	<i>ASP</i>	<i>Boats</i>	<i>Sailed</i>	<i>Dev</i>	<i>Diff</i>	<i>ALERT</i>
<b>BENETEAU 1ST 40 DK</b>														
2015	0	0	0	0 *	0	0		88	67	1	11	+19	-21	
2016	29	62	1	16	+16	+33	?	66	66	1	11	+15	0	
2017	28	39	1	9	+16	+11		65	66	1	9	+19	+1	
2018	0	0	0	0 *	0	0		65	63	1	8	+11	-2	
CUMULATIVE	29	54	1	25	+16	+25	?	72	66	1	39	+16	-6	
<b>BENETEAU 1ST 40 TM</b>														
2017	63	109	1	7	+25	+46		0	0	0	0 *	0	0	
2018	63	108	1	8	+18	+45		0	0	0	0 *	0	0	
CUMULATIVE	63	108	1	15	+21	+45		0	0	0	0 *	0	0	
<b>BENETEAU 1ST 40.7</b>														
2015	53	51	5	116	+10	-2		75	74	1	10	+10	-1	
2016	57	57	4	34	+16	0		81	74	1	12	+10	-7	
2017	58	57	1	22	+10	-1		79	76	1	12	+9	-3	
2018	55	51	3	32	+10	-4		79	60	1	6	+8	-19	
2019	56	54	3	27	+12	-2		79	76	1	8	+20	-3	
CUMULATIVE	55	53	6	231	+11	-2		79	73	1	48	+11	-6	
<b>BENETEAU 1ST 405 TM SD</b>														
2016	106	116	1	8	+20	+10		123	97	1	3	+29	-26	
2017	106	122	1	4	+7	+16		123	122	1	7	+3	-1	
CUMULATIVE	106	118	1	12	+15	+12		123	114	1	10	+11	-9	
<b>BENETEAU 1ST 42 TM</b>														
2016	85	101	1	16	+33	+16	?	0	0	0	0 *	0	0	
2017	83	101	1	17	+19	+18	?	0	0	0	0 *	0	0	
2018	85	90	1	10	+20	+5		0	0	0	0 *	0	0	
2019	85	84	1	8	+14	-1		0	0	0	0 *	0	0	
CUMULATIVE	84	96	1	51	+23	+12	?	0	0	0	0 *	0	0	
<b>BENETEAU 1ST 42S7 WKI</b>														
2017	0	0	0	0 *	0	0		105	95	1	5	+36	-10	
2018	0	0	0	0 *	0	0		105	97	1	5	+43	-8	
2019	0	0	0	0 *	0	0		105	120	1	6	+25	+15	
CUMULATIVE	0	0	0	0 *	0	0		105	105	1	16	+34	0	
<b>BENETEAU 1ST 45</b>														
2016	0	0	0	0 *	0	0		54	54	1	6	0	0	
2017	0	0	0	0 *	0	0		54	61	1	7	+15	+7	
2018	0	0	0	0 *	0	0		54	68	1	7	+12	+14	
CUMULATIVE	0	0	0	0 *	0	0		54	61	1	20	+10	+7	
<b>BENETEAU 1ST 45F5</b>														
2016	0	0	0	0 *	0	0		99	106	1	3	+17	+7	
CUMULATIVE	0	0	0	0 *	0	0		99	106	1	3	+17	+7	
<b>BENETEAU 1ST CLASS 10</b>														
2015	100	92	1	16	+18	-8		0	0	0	0 *	0	0	
2016	100	87	1	14	+15	-13		0	0	0	0 *	0	0	
2017	100	95	1	11	+18	-5		0	0	0	0 *	0	0	
2018	100	101	1	13	+13	+1		0	0	0	0 *	0	0	
2019	100	93	1	9	+25	-7		0	0	0	0 *	0	0	
CUMULATIVE	100	93	1	63	+17	-7		0	0	0	0 *	0	0	
<b>BENETEAU 1ST CLASS 12 MOD</b>														
2019	98	126	1	3	+26	+28		0	0	0	0 *	0	0	
CUMULATIVE	98	126	1	3	+26	+28		0	0	0	0 *	0	0	

**Flying Sails (FS)**

**Non-Flying Sails (NFS)**

<i>Boat Class</i>	<i>AVG</i>	<i>Calc</i>	<i>#Diff</i>	<i>#Races</i>	<i>Std</i>	<i>Calc</i>	<i>HDCP</i>	<i>AVG</i>	<i>Calc</i>	<i>#Diff</i>	<i>#Races</i>	<i>Std</i>	<i>Calc</i>	<i>HDCP</i>
<i>/Year</i>	<i>ASP</i>	<i>ASP</i>	<i>Boats</i>	<i>Sailed</i>	<i>Dev</i>	<i>Diff</i>	<i>ALERT</i>	<i>ASP</i>	<i>ASP</i>	<i>Boats</i>	<i>Sailed</i>	<i>Dev</i>	<i>Diff</i>	<i>ALERT</i>
<b>BENETEAU 1ST FIG. SOLO MOD -SB</b>														
2015	103	103	1	11	+18	0		0	0	0	0 *	0	0	
CUMULATIVE	103	103	1	11	+18	0		0	0	0	0 *	0	0	
<b>BENETEAU 1ST FIGARO SOLO -SB</b>														
2016	108	108	2	13	+6	0		0	0	0	0 *	0	0	
2017	103	96	2	16	+17	-7		0	0	0	0 *	0	0	
2018	103	114	2	10	+19	+11		0	0	0	0 *	0	0	
2019	103	104	2	16	+25	+1		0	0	0	0 *	0	0	
CUMULATIVE	104	104	2	55	+17	0		0	0	0	0 *	0	0	
<b>BENETEAU 31</b>														
2015	0	0	0	0 *	0	0		228	229	1	4	+46	+1	
CUMULATIVE	0	0	0	0 *	0	0		228	229	1	4	+46	+1	
<b>BENETEAU 323 SD</b>														
2018	0	0	0	0 *	0	0		185	204	1	9	+30	+19	
2019	0	0	0	0 *	0	0		188	215	1	3	+19	+27	
CUMULATIVE	0	0	0	0 *	0	0		186	207	2	12	+27	+21	
<b>BENETEAU 343 /OCEANIS</b>														
2018	0	0	0	0 *	0	0		171	156	1	4	+35	-15	
2019	0	0	0	0 *	0	0		204	204	1	10	+35	0	
CUMULATIVE	0	0	0	0 *	0	0		195	190	2	14	+35	-5	
<b>BENETEAU 43.4 CYCLADES</b>														
2015	0	0	0	0 *	0	0		154	156	1	9	+22	+2	
2016	0	0	0	0 *	0	0		154	158	1	4	+35	+4	
CUMULATIVE	0	0	0	0 *	0	0		154	157	1	13	+26	+3	
<b>BENETEAU OCEANIS 311</b>														
2017	0	0	0	0 *	0	0		204	207	1	3	+40	+3	
2018	185	216	1	3	+16	+31		206	210	1	4	+22	+4	
2019	0	0	0	0 *	0	0		180	180	1	6	+2	0	
CUMULATIVE	185	216	1	3	+16	+31		194	195	1	13	+17	+1	
<b>BENETEAU OCEANIS 34</b>														
2016	0	0	0	0 *	0	0		189	165	1	11	+34	-24	
2017	0	0	0	0 *	0	0		188	123	1	12	+31	-65	
2018	0	0	0	0 *	0	0		191	168	1	14	+23	-23	
2019	159	154	1	6	+14	-5		0	0	0	0 *	0	0	
CUMULATIVE	159	154	1	6	+14	-5		189	153	1	37	+29	-36	?
<b>BENETEAU OCEANIS 34 SD</b>														
2015	0	0	0	0 *	0	0		200	200	1	9	+33	0	
CUMULATIVE	0	0	0	0 *	0	0		200	200	1	9	+33	0	
<b>BENETEAU OCEANIS 37 DK</b>														
2019	0	0	0	0 *	0	0		168	204	1	7	+28	+36	
CUMULATIVE	0	0	0	0 *	0	0		168	204	1	7	+28	+36	
<b>BENETEAU OCEANIS 423 SD</b>														
2015	0	0	0	0 *	0	0		150	180	1	4	+32	+30	
CUMULATIVE	0	0	0	0 *	0	0		150	180	1	4	+32	+30	

New Class



Flying Sails (FS)

Non-Flying Sails (NFS)

Boat Class	AVG	Calc	#Diff	#Races	Std	Calc	HDCP	AVG	Calc	#Diff	#Races	Std	Calc	HDCP
/Year	ASP	ASP	Boats	Sailed	Dev	Diff	ALERT	ASP	ASP	Boats	Sailed	Dev	Diff	ALERT

CC Review

BLUENOSE CUDDY

2015	0	0	0	0 *	0	0		279	167	1	3	+48	-112	
2017	278	238	2	13	+31	-40		291	226	1	9	+28	-65	
2018	242	240	1	15	+16	-2		249	234	1	14	+35	-15	
2019	248	233	2	10	+18	-15		260	233	1	10	+24	-27	
CUMULATIVE	256	238	2	38	+22	-18	??	265	226	2	36	+31	-39	??

District Review  
RBC (GHPRF)  
BRIT (EYC)

BOMBARDIER 7.6

2015	168	165	1	11	+14	-3		0	0	0	0 *	0	0	
2016	170	179	1	7	+19	+9		0	0	0	0 *	0	0	
2017	168	142	1	10	+30	-26		0	0	0	0 *	0	0	
2018	168	154	1	9	+24	-14		0	0	0	0 *	0	0	
2019	168	138	1	6	+34	-30		192	176	1	10	+48	-16	
CUMULATIVE	168	156	1	43	+23	-12	?	192	176	1	10	+48	-16	

CC Review

BRUCKMANN 39 CUS

2015	81	74	1	31	+12	-7		104	88	1	12	+18	-16	
2016	81	94	1	10	+21	+13		104	82	1	14	+21	-22	
2017	81	89	1	21	+17	+8		104	87	1	11	+19	-17	
2018	0	0	0	0 *	0	0		101	87	1	14	+14	-14	
2019	78	83	1	3	+14	+5		0	0	0	0 *	0	0	
CUMULATIVE	81	82	1	65	+15	+1		103	86	1	51	+18	-17	?

C&C 1/2 TON

2015	156	162	1	8	+13	+6		0	0	0	0 *	0	0	
CUMULATIVE	156	162	1	8	+13	+6		0	0	0	0 *	0	0	

C&C 110 CF

2015	0	0	0	0 *	0	0		105	92	1	5	+29	-13	
2016	0	0	0	0 *	0	0		104	101	2	9	+25	-3	
2018	0	0	0	0 *	0	0		105	75	1	3	+21	-30	
CUMULATIVE	0	0	0	0 *	0	0		104	94	2	17	+25	-10	

CC Review

C&C 115 CF\*\*

2015	61	76	7	66	+13	+15	?????	90	78	3	25	+16	-12	
2016	64	69	6	63	+17	+5		97	74	2	21	+21	-23	??
2017	65	72	5	54	+20	+7	????	95	77	2	16	+13	-18	
2018	64	74	3	40	+16	+10	???	96	70	2	18	+9	-26	
2019	63	70	3	44	+14	+7		87	58	1	9	+20	-29	
CUMULATIVE	64	72	7	267	+16	+8	????	93	73	3	89	+16	-20	???

C&C 121 CUS 1

2015	65	68	1	6	+14	+3		83	104	1	11	+39	+21	
2016	70	69	1	5	+32	-1		88	90	1	9	+9	+2	
2017	67	66	1	13	+9	-1		85	92	1	3	+7	+7	
2018	0	0	0	0 *	0	0		85	102	1	7	+13	+17	
CUMULATIVE	67	67	1	24	+15	0		85	98	1	30	+21	+13	?

CC Review

C&C 24

2015	231	217	1	10	+15	-14		254	180	1	12	+37	-74	
2016	231	224	2	30	+16	-7		257	236	3	30	+25	-21	
2017	233	203	1	8	+14	-30		256	231	3	23	+17	-25	
2018	230	205	2	19	+20	-25		253	219	2	25	+25	-34	??
2019	223	215	2	19	+38	-8		254	236	3	43	+24	-18	???
CUMULATIVE	229	215	4	86	+21	-14	?????	255	227	4	133	+25	-28	?????

Flying Sails (FS)

Non-Flying Sails (NFS)

Boat Class	AVG	Calc	#Diff	#Races	Std	Calc	HDCP	AVG	Calc	#Diff	#Races	Std	Calc	HDCP
/Year	ASP	ASP	Boats	Sailed	Dev	Diff	ALERT	ASP	ASP	Boats	Sailed	Dev	Diff	ALERT

CC Review

C&C 25 REDLINE

2016	0	0	0	0 *	0	0		255	246	1	7	+47	-9	
2017	0	0	0	0 *	0	0		268	277	2	12	+26	+9	
2018	0	0	0	0 *	0	0		255	231	3	20	+28	-24	
2019	0	0	0	0 *	0	0		263	263	1	4	+8	0	
CUMULATIVE	0	0	0	0 *	0	0		260	249	3	43	+29	-11	???

C&C 25-1 IB

2015	219	224	2	29	+35	+5		0	0	0	0 *	0	0	
2016	217	255	1	12	+32	+38		0	0	0	0 *	0	0	
2017	217	241	1	3	+46	+24		0	0	0	0 *	0	0	
2018	0	0	0	0 *	0	0		237	191	1	3	+8	-46	
CUMULATIVE	218	233	2	44	+35	+15	??	237	191	1	3	+8	-46	

CC Review

C&C 25-1 OB

2015	213	209	7	84	+22	-4		235	224	7	92	+24	-11	????
2016	214	207	5	66	+24	-7	????	237	225	8	112	+19	-12	?????
2017	214	203	5	33	+13	-11		234	214	5	38	+18	-20	
2018	214	205	8	73	+21	-9	????	234	222	5	38	+18	-12	
2019	209	199	6	59	+23	-10	????	229	222	6	45	+16	-7	????
CUMULATIVE	213	205	12	315	+21	-8	????	234	223	11	325	+20	-11	????

C&C 25-2 IB

2015	0	0	0	0 *	0	0		251	233	2	15	+26	-18	
2016	0	0	0	0 *	0	0		248	253	2	14	+28	+5	
2017	0	0	0	0 *	0	0		243	243	1	8	+11	0	
CUMULATIVE	0	0	0	0 *	0	0		248	243	2	37	+24	-5	

C&C 25-2 OB

2015	0	0	0	0 *	0	0		238	234	4	35	+20	-4	
2016	0	0	0	0 *	0	0		242	250	2	6	+7	+8	
CUMULATIVE	0	0	0	0 *	0	0		239	237	4	41	+18	-2	

C&C 27-1

2015	0	0	0	0 *	0	0		222	194	1	7	+18	-28	
2017	0	0	0	0 *	0	0		236	257	1	12	+26	+21	
2018	0	0	0	0 *	0	0		224	203	1	3	+23	-21	
CUMULATIVE	0	0	0	0 *	0	0		230	230	3	22	+23	0	

CC Review

C&C 27-2

2015	197	210	1	11	+16	+13		222	233	2	53	+26	+11	
2016	205	244	1	11	+46	+39		224	243	4	40	+27	+19	
2018	223	260	1	16	+27	+37	?	222	250	1	17	+34	+28	?
2019	0	0	0	0 *	0	0		224	250	2	11	+30	+26	
CUMULATIVE	210	241	3	38	+29	+31	???	223	240	4	121	+28	+17	?????

C&C 27-3 \*\*

2015	190	193	19	205	+24	+3		219	215	12	102	+24	-4	
2016	191	192	18	226	+20	+1		219	212	12	93	+23	-7	????
2017	189	183	11	130	+20	-6	????	218	217	10	96	+25	-1	
2018	189	189	16	191	+21	0		218	209	11	81	+24	-9	????
2019	190	186	11	127	+19	-4		222	231	6	48	+30	+9	????
CUMULATIVE	190	190	21	879	+21	0		219	216	18	420	+25	-3	

Flying Sails (FS)

Non-Flying Sails (NFS)

Boat Class	AVG	Calc	#Diff	#Races	Std	Calc	HDCP	AVG	Calc	#Diff	#Races	Std	Calc	HDCP
/Year	ASP	ASP	Boats	Sailed	Dev	Diff	ALERT	ASP	ASP	Boats	Sailed	Dev	Diff	ALERT
C&C 27-4														
2015	189	185	1	11	+15	-4		213	210	3	26	+26	-3	
2016	189	191	1	13	+20	+2		208	218	2	22	+32	+10	
2017	189	190	1	9	+40	+1		206	206	1	8	+7	0	
2018	0	0	0	0 *	0	0		217	225	2	12	+36	+8	
2019	0	0	0	0 *	0	0		209	208	2	16	+25	-1	
CUMULATIVE	189	189	1	33	+24	0		211	213	4	84	+27	+2	
C&C 27-5														
2015	178	180	9	140	+23	+2		199	190	10	94	+19	-9	????
2016	180	180	9	116	+15	0		204	207	9	81	+24	+3	
2017	179	173	7	99	+13	-6	????	199	198	8	77	+24	-1	
2018	179	177	7	80	+15	-2		200	206	10	110	+23	+6	????
2019	178	171	7	106	+15	-7	????	207	212	8	44	+18	+5	
CUMULATIVE	179	176	13	541	+17	-3		201	202	18	406	+22	+1	
C&C 27-5 OB														
2015	167	192	1	7	+23	+25		192	157	1	14	+33	-35	
2016	167	207	1	10	+31	+40		192	162	1	16	+37	-30	?
2017	167	216	1	9	+29	+49		192	168	2	16	+31	-24	
2018	169	209	1	5	+32	+40		196	186	2	16	+30	-10	
2019	0	0	0	0 *	0	0		195	177	2	22	+32	-18	??
CUMULATIVE	167	207	1	31	+29	+40	?	194	171	3	84	+33	-23	???
C&C 29 **														
2015	177	193	7	38	+27	+16		202	206	5	56	+21	+4	
2016	181	184	8	72	+21	+3		205	211	4	38	+23	+6	
2017	177	175	6	22	+16	-2		204	207	5	45	+17	+3	
2018	178	167	5	40	+23	-11		206	209	9	71	+14	+3	
2019	177	166	5	79	+18	-11	????	207	195	6	38	+20	-12	
CUMULATIVE	178	176	9	251	+21	-2		205	206	12	248	+18	+1	
C&C 29 MOD														
2015	172	197	1	3	+34	+25		0	0	0	0 *	0	0	
CUMULATIVE	172	197	1	3	+34	+25		0	0	0	0 *	0	0	
C&C 29-2 **														
2015	179	188	8	110	+26	+9	????	200	191	6	76	+28	-9	????
2016	181	179	5	66	+26	-2		204	193	7	73	+22	-11	????
2017	181	197	8	71	+29	+16	?????	203	186	5	52	+19	-17	????
2018	181	192	9	91	+22	+11	????	202	194	7	62	+19	-8	????
2019	180	187	11	107	+21	+7	????	206	192	6	31	+14	-14	
CUMULATIVE	180	189	16	445	+25	+9	????	203	191	14	294	+22	-12	?????
C&C 3/4 TON														
2015	152	149	1	9	+20	-3		174	167	2	26	+16	-7	
2016	153	152	1	8	+15	-1		175	159	2	21	+22	-16	??
2017	146	181	1	10	+19	+35		173	164	2	24	+15	-9	
2018	146	170	1	6	+29	+24		169	167	2	23	+14	-2	
2019	0	0	0	0 *	0	0		169	160	2	27	+20	-9	
CUMULATIVE	149	163	1	33	+20	+14	?	172	163	2	121	+18	-9	
C&C 30 **														
2015	180	171	6	75	+25	-9	????	198	194	14	146	+26	-4	
2016	176	177	7	63	+21	+1		198	201	12	110	+31	+3	
2017	175	172	5	52	+21	-3		200	201	9	74	+24	+1	
2018	175	176	5	39	+19	+1		201	200	10	85	+27	-1	
2019	178	173	4	31	+21	-5		202	208	8	63	+24	+6	????
CUMULATIVE	177	174	11	260	+22	-3		199	199	24	478	+27	0	

CC Review

CC Review

Flying Sails (FS)

Non-Flying Sails (NFS)

Boat Class	AVG	Calc	#Diff	#Races	Std	Calc	HDCP	AVG	Calc	#Diff	#Races	Std	Calc	HDCP
/Year	ASP	ASP	Boats	Sailed	Dev	Diff	ALERT	ASP	ASP	Boats	Sailed	Dev	Diff	ALERT
C&C 30 >506														
2015	0	0	0	0*	0	0		195	171	1	3	+18	-24	
2016	174	191	1	5	+34	+17		0	0	0	0*	0	0	
2017	182	182	1	4	+10	0		0	0	0	0*	0	0	
2019	182	182	1	3	0	0		0	0	0	0*	0	0	
CUMULATIVE	179	186	2	12	+18	+7		195	171	1	3	+18	-24	
C&C 30 SD														
2015	0	0	0	0*	0	0		209	209	1	7	+17	0	
2016	0	0	0	0*	0	0		209	197	1	9	+16	-12	
2017	0	0	0	0*	0	0		197	121	1	13	+35	-76	
2018	0	0	0	0*	0	0		197	161	1	14	+26	-36	
2019	0	0	0	0*	0	0		197	184	2	18	+25	-13	
CUMULATIVE	0	0	0	0*	0	0		200	170	2	61	+25	-30	??
C&C 30-2														
2015	149	141	2	17	+18	-8		170	174	5	59	+26	+4	
2016	148	147	2	12	+9	-1		171	166	5	56	+25	-5	
2017	147	155	1	7	+17	+8		170	175	3	24	+12	+5	
2018	147	144	1	9	+21	-3		169	182	5	36	+24	+13	
2019	147	147	1	9	+17	0		168	161	4	32	+17	-7	
CUMULATIVE	148	146	2	54	+16	-2		170	171	6	207	+23	+1	
C&C 30-2 SD/WK														
2016	0	0	0	0*	0	0		202	249	1	8	+24	+47	
CUMULATIVE	0	0	0	0*	0	0		202	249	1	8	+24	+47	
C&C 30-2 XL														
2015	0	0	0	0*	0	0		168	212	1	6	+17	+44	
CUMULATIVE	0	0	0	0*	0	0		168	212	1	6	+17	+44	
C&C 31 CORVETTE														
2015	0	0	0	0*	0	0		213	210	5	44	+27	-3	
2016	0	0	0	0*	0	0		218	230	5	28	+20	+12	
2017	0	0	0	0*	0	0		220	232	2	11	+17	+12	
2018	200	248	1	8	+44	+48		219	222	4	33	+22	+3	
2019	0	0	0	0*	0	0		221	230	1	12	+12	+9	
CUMULATIVE	200	248	1	8	+44	+48		217	221	7	128	+22	+4	
C&C 32														
2015	156	158	1	20	+26	+2		193	186	4	43	+25	-7	????
2016	161	177	1	36	+23	+16	?	190	178	3	34	+26	-12	???
2017	158	173	1	9	+17	+15		186	174	3	30	+21	-12	
2018	158	174	1	28	+21	+16	?	188	171	3	47	+25	-17	???
2019	0	0	0	0*	0	0		187	176	4	50	+19	-11	????
CUMULATIVE	159	172	1	93	+22	+13	?	189	177	5	204	+23	-12	?????
C&C 32 SD														
2015	180	172	1	14	+20	-8		204	204	1	16	+27	0	
2016	180	180	1	13	+41	0		198	213	1	12	+28	+15	
2017	0	0	0	0*	0	0		186	197	1	10	+20	+11	
2018	0	0	0	0*	0	0		189	207	2	21	+20	+18	??
2019	0	0	0	0*	0	0		198	218	1	8	+21	+20	
CUMULATIVE	180	176	1	27	+30	-4		195	207	2	67	+23	+12	??

CC Review



District Review  
DYC (SSYRA)  
QCYC(TORW)

Flying Sails (FS)

Non-Flying Sails (NFS)

Boat Class	AVG	Calc	#Diff	#Races	Std	Calc	HDCP	AVG	Calc	#Diff	#Races	Std	Calc	HDCP	
/Year	ASP	ASP	Boats	Sailed	Dev	Diff	ALERT	ASP	ASP	Boats	Sailed	Dev	Diff	ALERT	
C&C 33															
2015	0	0	0	0 *	0	0		170	170	8	95	+20	0		
2016	144	173	1	3	+23	+29		173	173	11	126	+20	0		
2017	0	0	0	0 *	0	0		170	160	9	91	+21	-10	????	
2018	148	141	1	3	+13	-7		173	162	7	74	+22	-11	????	
2019	148	145	1	12	+18	-3		173	164	6	50	+20	-9	????	
CUMULATIVE	147	149	2	18	+18	+2		172	167	12	436	+20	-5		
C&C 33-2 **															
2015	132	127	9	115	+19	-5		154	150	7	68	+22	-4		
2016	133	129	6	61	+24	-4		155	157	8	62	+17	+2		
2017	132	131	2	30	+26	-1		153	156	7	43	+20	+3		
2018	132	126	7	62	+20	-6	????	154	152	10	100	+22	-2		
2019	132	134	3	33	+18	+2		154	161	6	52	+15	+7	????	
CUMULATIVE	132	128	13	301	+21	-4		154	155	12	325	+20	+1		
C&C 34 **															
CC Review	2015	143	145	2	12	+15	+2	166	181	4	34	+22	+15		
	2016	0	0	0	0 *	0	0	165	171	4	27	+18	+6		
	2017	142	151	2	12	+8	+9	166	166	5	39	+14	0		
	2018	145	157	1	21	+30	+12	?	168	168	4	23	+16	0	
	2019	144	157	1	15	+15	+13		167	157	8	42	+26	-10	????
	CUMULATIVE	144	153	4	60	+19	+9	????	166	168	10	165	+20	+2	
C&C 35-1															
CC Review	2015	0	0	0	0 *	0	0	166	166	1	15	+36	0		
	2016	0	0	0	0 *	0	0	169	108	1	14	+28	-61		
	2017	0	0	0	0 *	0	0	168	121	1	10	+21	-47		
	2018	154	156	1	7	+17	+2	168	130	1	13	+20	-38		
	2019	152	136	1	7	+13	-16	168	145	2	18	+24	-23		
	CUMULATIVE	153	146	1	14	+15	-7	168	136	2	70	+26	-32	??	
C&C 35-2															
2015	141	127	1	3	+20	-14		149	170	1	3	+31	+21		
2016	143	140	1	9	+14	-3		156	190	2	8	+28	+34		
2017	141	126	1	5	+18	-15		0	0	0	0 *	0	0		
2018	139	142	2	23	+26	+3		151	180	1	4	+9	+29		
2019	142	138	2	15	+21	-4		159	200	1	3	+22	+41		
CUMULATIVE	141	138	2	55	+22	-3		154	186	3	18	+23	+32		
C&C 35-3															
CC Review	2015	124	120	4	37	+21	-4	147	156	2	22	+19	+9		
	2016	125	122	4	38	+17	-3	144	154	4	24	+26	+10		
	2017	124	136	5	44	+19	+12	????	144	191	1	4	+31	+47	
	2018	125	127	6	53	+17	+2	146	171	2	16	+14	+25		
	2019	126	122	5	62	+19	-4	154	146	1	5	+21	-8		
	CUMULATIVE	125	126	8	234	+19	+1	146	160	6	71	+21	+14	?????	
C&C 35-3 KCB															
2015	0	0	0	0 *	0	0		152	153	1	29	+11	+1		
2016	0	0	0	0 *	0	0		152	151	1	18	+14	-1		
2017	0	0	0	0 *	0	0		152	157	1	22	+9	+5		
2018	0	0	0	0 *	0	0		146	156	1	15	+12	+10		
2019	0	0	0	0 *	0	0		156	172	2	22	+18	+16	??	
CUMULATIVE	0	0	0	0 *	0	0		152	158	2	106	+13	+6		

<i>Boat Class</i> <i>/Year</i>	<b>Flying Sails (FS)</b>						<b>Non-Flying Sails (NFS)</b>							
	<i>AVG</i> <i>ASP</i>	<i>Calc</i> <i>ASP</i>	<i>#Diff</i> <i>Boats</i>	<i>#Races</i> <i>Sailed</i>	<i>Std</i> <i>Dev</i>	<i>Calc</i> <i>Diff</i>	<i>HDCP</i> <i>ALERT</i>	<i>AVG</i> <i>ASP</i>	<i>Calc</i> <i>ASP</i>	<i>#Diff</i> <i>Boats</i>	<i>#Races</i> <i>Sailed</i>	<i>Std</i> <i>Dev</i>	<i>Calc</i> <i>Diff</i>	<i>HDCP</i> <i>ALERT</i>
<b>C&amp;C 35-3 WK</b>														
2015	131	128	1	10	+13	-3		0	0	0	0 *	0	0	
2016	132	124	1	8	+6	-8		0	0	0	0 *	0	0	
2017	131	129	1	6	+15	-2		0	0	0	0 *	0	0	
2018	131	130	1	10	+29	-1		0	0	0	0 *	0	0	
2019	131	138	1	8	+20	+7		0	0	0	0 *	0	0	
CUMULATIVE	131	130	1	42	+17	-1		0	0	0	0 *	0	0	
<b>C&amp;C 36</b>														
2015	0	0	0	0 *	0	0		147	149	2	9	+33	+2	
2016	130	174	1	8	+43	+44		0	0	0	0 *	0	0	
2019	0	0	0	0 *	0	0		154	151	1	17	+14	-3	
CUMULATIVE	130	174	1	8	+43	+44		152	150	2	26	+21	-2	
<b>C&amp;C 36 FRIGATE</b>														
2018	0	0	0	0 *	0	0		210	214	1	5	+22	+4	
CUMULATIVE	0	0	0	0 *	0	0		210	214	1	5	+22	+4	
<b>C&amp;C 37</b>														
2015	0	0	0	0 *	0	0		132	125	2	21	+29	-7	
2016	115	131	1	8	+20	+16		130	137	3	39	+24	+7	
2017	115	124	1	12	+20	+9		148	139	1	22	+23	-9	
2018	115	153	1	4	+18	+38		146	125	2	19	+26	-21	
2019	0	0	0	0 *	0	0		144	125	2	32	+19	-19	??
CUMULATIVE	115	131	1	24	+20	+16	?	139	131	3	133	+24	-8	
<b>C&amp;C 37/40+ SM WK/DK</b>														
2018	0	0	0	0 *	0	0		102	136	1	3	+4	+34	
CUMULATIVE	0	0	0	0 *	0	0		102	136	1	3	+4	+34	
<b>C&amp;C 37R CUS 5</b>														
2015	66	63	1	3	+10	-3		0	0	0	0 *	0	0	
CUMULATIVE	66	63	1	3	+10	-3		0	0	0	0 *	0	0	
<b>C&amp;C 38-1</b>														
2015	117	100	1	28	+15	-17	?	140	138	1	14	+46	-2	
2016	120	109	1	15	+24	-11		143	141	1	9	+22	-2	
2017	116	106	1	11	+6	-10		141	135	2	14	+11	-6	
2018	116	116	1	16	+30	0		141	101	2	7	+35	-40	
2019	116	102	1	13	+19	-14		140	142	1	4	+13	+2	
CUMULATIVE	117	106	1	83	+19	-11		141	133	3	48	+27	-8	
<b>C&amp;C 38-3 WK</b>														
2015	0	0	0	0 *	0	0		129	134	1	15	+34	+5	
2016	0	0	0	0 *	0	0		129	120	1	5	+12	-9	
2017	0	0	0	0 *	0	0		129	129	1	5	+9	0	
2018	0	0	0	0 *	0	0		129	130	1	12	+9	+1	
CUMULATIVE	0	0	0	0 *	0	0		129	130	1	37	+19	+1	
<b>C&amp;C 39 CUS</b>														
2016	0	0	0	0 *	0	0		138	151	1	6	+16	+13	
CUMULATIVE	0	0	0	0 *	0	0		138	151	1	6	+16	+13	
<b>C&amp;C 39 CUS 1</b>														
2015	0	0	0	0 *	0	0		123	170	1	8	+23	+47	
2016	0	0	0	0 *	0	0		123	144	1	4	+37	+21	
2017	103	152	1	3	+27	+49		123	132	1	8	+31	+9	
2018	0	0	0	0 *	0	0		123	127	1	22	+15	+4	
CUMULATIVE	103	152	1	3	+27	+49		123	138	1	42	+22	+15	?

Flying Sails (FS)

Non-Flying Sails (NFS)

<i>Boat Class</i>	<i>AVG</i>	<i>Calc</i>	<i>#Diff</i>	<i>#Races</i>	<i>Std</i>	<i>Calc</i>	<i>HDCP</i>	<i>AVG</i>	<i>Calc</i>	<i>#Diff</i>	<i>#Races</i>	<i>Std</i>	<i>Calc</i>	<i>HDCP</i>
<i>/Year</i>	<i>ASP</i>	<i>ASP</i>	<i>Boats</i>	<i>Sailed</i>	<i>Dev</i>	<i>Diff</i>	<i>ALERT</i>	<i>ASP</i>	<i>ASP</i>	<i>Boats</i>	<i>Sailed</i>	<i>Dev</i>	<i>Diff</i>	<i>ALERT</i>
<b>C&amp;C 40-2</b>														
2015	0	0	0	0 *	0	0		114	126	1	8	+19	+12	
2016	0	0	0	0 *	0	0		114	163	1	3	+5	+49	
CUMULATIVE	0	0	0	0 *	0	0		114	136	1	11	+15	+22	
<b>C&amp;C 40-2 CB</b>														
2015	0	0	0	0 *	0	0		122	121	1	4	+5	-1	
2016	0	0	0	0 *	0	0		122	116	1	6	+13	-6	
2017	0	0	0	0 *	0	0		122	128	1	5	+11	+6	
2018	0	0	0	0 *	0	0		124	146	1	4	+34	+22	
CUMULATIVE	0	0	0	0 *	0	0		122	127	1	19	+15	+5	
<b>C&amp;C 41</b>														
2015	72	76	1	10	+32	+4		0	0	0	0 *	0	0	
2016	73	82	1	10	+16	+9		0	0	0	0 *	0	0	
2017	72	79	1	8	+7	+7		0	0	0	0 *	0	0	
2018	72	90	1	8	+21	+18		0	0	0	0 *	0	0	
2019	72	116	1	9	+25	+44		0	0	0	0 *	0	0	
CUMULATIVE	72	88	1	45	+20	+16	?	0	0	0	0 *	0	0	
<b>C&amp;C 41 CUS</b>														
2015	72	72	1	20	+10	0		0	0	0	0 *	0	0	
2016	72	74	1	11	+10	+2		0	0	0	0 *	0	0	
2017	72	87	1	21	+23	+15	?	0	0	0	0 *	0	0	
CUMULATIVE	72	78	1	52	+15	+6		0	0	0	0 *	0	0	
<b>C&amp;C 41-1 REDLINE CUS</b>														
2015	123	162	1	4	+10	+39		0	0	0	0 *	0	0	
2017	132	181	1	3	+23	+49		0	0	0	0 *	0	0	
CUMULATIVE	127	170	1	7	+16	+43		0	0	0	0 *	0	0	
<b>C&amp;C 99 CF SD</b>														
2015	99	97	9	97	+18	-2		0	0	0	0 *	0	0	
2016	100	97	7	75	+17	-3		126	116	1	4	+32	-10	
2017	99	105	6	61	+17	+6	????	125	153	1	3	+25	+28	
2018	99	100	5	58	+16	+1		0	0	0	0 *	0	0	
2019	99	100	4	25	+22	+1		123	163	1	4	+23	+40	
CUMULATIVE	99	99	9	316	+18	0		125	143	2	11	+27	+18	
<b>C&amp;C REDWING 30</b>														
2015	187	158	1	12	+18	-29		212	197	1	18	+24	-15	?
2016	188	162	1	14	+21	-26		212	216	1	13	+27	+4	
2017	190	171	1	13	+13	-19		212	212	1	8	+7	0	
2018	190	162	1	6	+11	-28		214	205	1	15	+24	-9	
2019	187	166	1	9	+9	-21		211	208	1	19	+24	-3	
<b>CUMULATIVE</b>	<b>188</b>	<b>164</b>	<b>1</b>	<b>54</b>	<b>+15</b>	<b>-24</b>	<b>?</b>	212	207	1	73	+23	-5	
<b>C&amp;C REDWING 30 MOD</b>														
2016	205	190	1	3	+10	-15		0	0	0	0 *	0	0	
2017	0	0	0	0 *	0	0		225	225	1	3	+31	0	
CUMULATIVE	205	190	1	3	+10	-15		225	225	1	3	+31	0	
<b>C&amp;C SR 21 MAX</b>														
2015	167	192	1	4	+5	+25		0	0	0	0 *	0	0	
CUMULATIVE	167	192	1	4	+5	+25		0	0	0	0 *	0	0	
<b>CAL 25-1</b>														
2019	234	212	1	4	+5	-22		0	0	0	0 *	0	0	
CUMULATIVE	234	212	1	4	+5	-22		0	0	0	0 *	0	0	

CC Review



Flying Sails (FS)

Non-Flying Sails (NFS)

<i>Boat Class</i>	<i>AVG</i>	<i>Calc</i>	<i>#Diff</i>	<i>#Races</i>	<i>Std</i>	<i>Calc</i>	<i>HDCP</i>	<i>AVG</i>	<i>Calc</i>	<i>#Diff</i>	<i>#Races</i>	<i>Std</i>	<i>Calc</i>	<i>HDCP</i>
<i>/Year</i>	<i>ASP</i>	<i>ASP</i>	<i>Boats</i>	<i>Sailed</i>	<i>Dev</i>	<i>Diff</i>	<i>ALERT</i>	<i>ASP</i>	<i>ASP</i>	<i>Boats</i>	<i>Sailed</i>	<i>Dev</i>	<i>Diff</i>	<i>ALERT</i>
CAL 29-2														
2015	199	216	1	3	+28	+17		0	0	0	0 *	0	0	
2017	199	237	1	3	+19	+38		219	238	1	5	+38	+19	
CUMULATIVE	199	226	1	6	+23	+27		219	238	1	5	+38	+19	
CAL 30-3														
2015	0	0	0	0 *	0	0		188	178	1	10	+21	-10	
2019	0	0	0	0 *	0	0		188	188	1	3	+34	0	
CUMULATIVE	0	0	0	0 *	0	0		188	180	1	13	+24	-8	
CAL 31														
2015	0	0	0	0 *	0	0		197	192	2	22	+20	-5	
2016	0	0	0	0 *	0	0		203	188	1	6	+38	-15	
CUMULATIVE	0	0	0	0 *	0	0		199	191	2	28	+24	-8	
CAL 39 CUS														
2016	0	0	0	0 *	0	0		147	156	1	4	+32	+9	
2017	0	0	0	0 *	0	0		147	140	1	5	+13	-7	
CUMULATIVE	0	0	0	0 *	0	0		147	147	1	9	+21	0	
CAL 9.2														
2015	0	0	0	0 *	0	0		210	202	1	6	+15	-8	
2016	0	0	0	0 *	0	0		210	200	1	6	+12	-10	
2018	0	0	0	0 *	0	0		207	198	1	4	+17	-9	
CUMULATIVE	0	0	0	0 *	0	0		209	200	1	16	+14	-9	
<b>CC Review</b>	CAPRI 22 CATALINA													
2015	0	0	0	0 *	0	0		219	177	1	18	+28	-42	?
2016	0	0	0	0 *	0	0		222	195	1	13	+20	-27	
2017	0	0	0	0 *	0	0		221	147	1	4	+43	-74	
2018	0	0	0	0 *	0	0		221	192	1	16	+24	-29	?
2019	0	0	0	0 *	0	0		220	204	2	18	+24	-16	
CUMULATIVE	0	0	0	0 *	0	0		<b>220</b>	<b>189</b>	<b>2</b>	<b>69</b>	<b>+25</b>	<b>-31</b>	<b>??</b>
<b>New Class</b>	CAPRI 23.5 -SB													
2017	104	130	1	9	+24	+26		0	0	0	0 *	0	0	
2018	104	105	1	9	+10	+1		0	0	0	0 *	0	0	
2019	104	106	1	6	+31	+2		0	0	0	0 *	0	0	
CUMULATIVE	104	115	1	24	+21	+11		0	0	0	0 *	0	0	
<b>CC Review</b>	CAPRI 25													
2015	175	158	1	28	+13	-17	?	0	0	0	0 *	0	0	
2016	178	158	1	26	+15	-20	?	192	234	1	4	+46	+42	
2017	177	155	1	17	+12	-22	?	0	0	0	0 *	0	0	
2018	177	161	1	25	+16	-16	?	0	0	0	0 *	0	0	
2019	171	151	1	27	+23	-20	?	0	0	0	0 *	0	0	
<b>CUMULATIVE</b>	<b>175</b>	<b>157</b>	<b>1</b>	<b>123</b>	<b>+16</b>	<b>-18</b>	<b>?</b>	192	234	1	4	+46	+42	
CAPRI 30 OB														
2015	0	0	0	0 *	0	0		137	130	1	21	+39	-7	
2016	0	0	0	0 *	0	0		139	121	1	15	+17	-18	
2017	0	0	0	0 *	0	0		137	125	1	13	+20	-12	
2018	0	0	0	0 *	0	0		137	132	1	13	+14	-5	
2019	0	0	0	0 *	0	0		137	137	1	13	+12	0	
CUMULATIVE	0	0	0	0 *	0	0		137	129	1	75	+22	-8	
CARPENTER 28 CUS														
2015	0	0	0	0 *	0	0		159	128	1	5	+18	-31	
CUMULATIVE	0	0	0	0 *	0	0		159	128	1	5	+18	-31	



Flying Sails (FS)

Non-Flying Sails (NFS)

Boat Class	AVG	Calc	#Diff	#Races	Std	Calc	HDCP	AVG	Calc	#Diff	#Races	Std	Calc	HDCP
/Year	ASP	ASP	Boats	Sailed	Dev	Diff	ALERT	ASP	ASP	Boats	Sailed	Dev	Diff	ALERT
CARPENTER 28 CUS MOD														
2016	0	0	0	0 *	0	0		159	100	1	4	+7	-59	
CUMULATIVE	0	0	0	0 *	0	0		159	100	1	4	+7	-59	
CATALINA 22														
2015	0	0	0	0 *	0	0		275	236	1	8	+29	-39	
2016	0	0	0	0 *	0	0		276	277	2	30	+41	+1	
2017	0	0	0	0 *	0	0		273	273	1	3	+19	0	
2019	0	0	0	0 *	0	0		273	273	1	6	+31	0	
CUMULATIVE	0	0	0	0 *	0	0		275	269	2	47	+36	-6	
CATALINA 22 CB														
2015	0	0	0	0 *	0	0		275	251	1	13	+28	-24	
2016	0	0	0	0 *	0	0		283	283	1	11	+27	0	
CUMULATIVE	0	0	0	0 *	0	0		279	266	1	24	+27	-13	?
CATALINA 25 OB														
2016	0	0	0	0 *	0	0		243	222	1	8	+27	-21	
2017	0	0	0	0 *	0	0		249	234	3	16	+20	-15	
2018	0	0	0	0 *	0	0		250	232	2	21	+17	-18	??
2019	0	0	0	0 *	0	0		249	239	3	23	+25	-10	
CUMULATIVE	0	0	0	0 *	0	0		248	234	4	68	+22	-14	?????
CATALINA 25 TM														
2015	0	0	0	0 *	0	0		237	218	2	33	+18	-19	??
2016	0	0	0	0 *	0	0		246	218	2	33	+22	-28	??
2017	0	0	0	0 *	0	0		243	240	2	31	+26	-3	
2018	0	0	0	0 *	0	0		241	240	1	6	+5	-1	
2019	0	0	0	0 *	0	0		247	222	1	10	+26	-25	
CUMULATIVE	0	0	0	0 *	0	0		242	225	2	113	+21	-17	??
CATALINA 250 WK														
2015	0	0	0	0 *	0	0		257	283	1	4	+44	+26	
2019	0	0	0	0 *	0	0		257	286	1	8	+45	+29	
CUMULATIVE	0	0	0	0 *	0	0		257	285	1	12	+45	+28	
CATALINA 27 IB														
2015	0	0	0	0 *	0	0		252	270	2	15	+25	+18	
2016	0	0	0	0 *	0	0		252	246	1	5	+32	-6	
2018	0	0	0	0 *	0	0		254	244	2	22	+15	-10	
2019	0	0	0	0 *	0	0		257	248	1	12	+20	-9	
CUMULATIVE	0	0	0	0 *	0	0		254	252	4	54	+21	-2	
CATALINA 27 OB														
2018	0	0	0	0 *	0	0		233	224	1	4	+32	-9	
CUMULATIVE	0	0	0	0 *	0	0		233	224	1	4	+32	-9	
CATALINA 270 WK														
2018	0	0	0	0 *	0	0		229	240	1	12	+31	+11	
2019	0	0	0	0 *	0	0		229	228	1	8	+12	-1	
CUMULATIVE	0	0	0	0 *	0	0		229	235	1	20	+23	+6	
CATALINA 275 SPORT														
2017	163	184	1	3	+42	+21		0	0	0	0 *	0	0	
CUMULATIVE	163	184	1	3	+42	+21		0	0	0	0 *	0	0	
CATALINA 30-1/2/3														
2019	0	0	0	0 *	0	0		220	212	1	4	+29	-8	
CUMULATIVE	0	0	0	0 *	0	0		220	212	1	4	+29	-8	

CC Review



New Class

Flying Sails (FS)

Non-Flying Sails (NFS)

Boat Class	AVG	Calc	#Diff	#Races	Std	Calc	HDCP	AVG	Calc	#Diff	#Races	Std	Calc	HDCP
/Year	ASP	ASP	Boats	Sailed	Dev	Diff	ALERT	ASP	ASP	Boats	Sailed	Dev	Diff	ALERT

CATALINA 30-1/2/3 SD

2015	0	0	0	0 *	0	0		220	232	2	22	+26	+12	??
2016	0	0	0	0 *	0	0		209	224	1	13	+34	+15	
CUMULATIVE	0	0	0	0 *	0	0		216	229	2	35	+29	+13	??

CATALINA 30-1/2/3 TM

2018	0	0	0	0 *	0	0		200	200	1	3	+35	0	
CUMULATIVE	0	0	0	0 *	0	0		200	200	1	3	+35	0	

CC Review

CATALINA 30-1/2/3 TM BS

2015	172	193	2	21	+31	+21	??	199	195	2	27	+33	-4	
2016	174	190	2	19	+28	+16		200	220	2	6	+12	+20	
2017	175	176	4	27	+27	+1		191	193	4	34	+23	+2	
2018	174	172	2	12	+10	-2		194	185	3	16	+16	-9	
2019	0	0	0	0 *	0	0		197	196	3	17	+19	-1	
CUMULATIVE	174	183	4	79	+26	+9	????	195	194	7	100	+23	-1	

CATALINA 30-1/2/3 TM BS WK

2015	0	0	0	0 *	0	0		191	206	1	11	+31	+15	
2016	0	0	0	0 *	0	0		201	193	2	24	+18	-8	
2017	0	0	0	0 *	0	0		191	190	1	8	+7	-1	
CUMULATIVE	0	0	0	0 *	0	0		197	196	2	43	+19	-1	

CATALINA 309 WK

2018	0	0	0	0 *	0	0		227	246	1	3	+17	+19	
CUMULATIVE	0	0	0	0 *	0	0		227	246	1	3	+17	+19	

CC Review

CATALINA 320-1/2 WK

2015	0	0	0	0 *	0	0		179	214	2	29	+33	+35	??
2016	0	0	0	0 *	0	0		182	182	2	20	+26	0	
2017	0	0	0	0 *	0	0		181	218	1	8	+19	+37	
2018	0	0	0	0 *	0	0		189	227	1	14	+23	+38	
2019	0	0	0	0 *	0	0		189	232	1	5	+12	+43	
CUMULATIVE	0	0	0	0 *	0	0		182	210	3	76	+26	+28	???

CATALINA 34 TM

2015	0	0	0	0 *	0	0		171	166	1	19	+12	-5	
2017	0	0	0	0 *	0	0		187	177	2	10	+16	-10	
2018	0	0	0	0 *	0	0		184	184	2	22	+16	0	
2019	0	0	0	0 *	0	0		180	176	2	12	+8	-4	
CUMULATIVE	0	0	0	0 *	0	0		180	176	3	63	+13	-4	

CATALINA 350-1 WK

2016	0	0	0	0 *	0	0		165	194	1	3	+16	+29	
2018	0	0	0	0 *	0	0		243	243	1	3	+8	0	
CUMULATIVE	0	0	0	0 *	0	0		204	218	2	6	+12	+14	

CATALINA 355 WK

2016	0	0	0	0 *	0	0		180	220	1	12	+36	+40	
2018	0	0	0	0 *	0	0		177	194	1	6	+24	+17	
CUMULATIVE	0	0	0	0 *	0	0		179	211	1	18	+32	+32	?

CC Review

CATALINA 36 TM

2015	141	127	1	13	+36	-14		159	146	1	5	+26	-13	
2016	141	126	1	14	+30	-15		162	160	1	6	+34	-2	
2017	141	133	1	14	+16	-8		0	0	0	0 *	0	0	
2018	141	132	1	8	+19	-9		161	134	1	11	+16	-27	
2019	141	112	1	6	+25	-29		0	0	0	0 *	0	0	
CUMULATIVE	141	127	1	55	+26	-14	?	161	144	1	22	+23	-17	?

**Flying Sails (FS)**

**Non-Flying Sails (NFS)**

<i>Boat Class</i>	<i>AVG</i>	<i>Calc</i>	<i>#Diff</i>	<i>#Races</i>	<i>Std</i>	<i>Calc</i>	<i>HDCP</i>	<i>AVG</i>	<i>Calc</i>	<i>#Diff</i>	<i>#Races</i>	<i>Std</i>	<i>Calc</i>	<i>HDCP</i>
<i>/Year</i>	<i>ASP</i>	<i>ASP</i>	<i>Boats</i>	<i>Sailed</i>	<i>Dev</i>	<i>Diff</i>	<i>ALERT</i>	<i>ASP</i>	<i>ASP</i>	<i>Boats</i>	<i>Sailed</i>	<i>Dev</i>	<i>Diff</i>	<i>ALERT</i>
<b>CATALINA 36-2 TM</b>														
2015	0	0	0	0 *	0	0		161	185	1	7	+22	+24	
2016	0	0	0	0 *	0	0		161	199	1	5	+24	+38	
2017	0	0	0	0 *	0	0		161	203	1	7	+32	+42	
CUMULATIVE	0	0	0	0 *	0	0		161	195	1	19	+26	+34	?
<b>CATALINA 380 WK</b>														
2015	0	0	0	0 *	0	0		147	147	1	11	+19	0	
2016	0	0	0	0 *	0	0		151	158	1	10	+26	+7	
2017	0	0	0	0 *	0	0		149	150	1	11	+22	+1	
2018	0	0	0	0 *	0	0		149	149	1	5	+17	0	
2019	0	0	0	0 *	0	0		149	142	1	10	+29	-7	
CUMULATIVE	0	0	0	0 *	0	0		149	149	1	47	+23	0	
<b>CATALINA 400 MARK II-1 SD/WK</b>														
2015	0	0	0	0 *	0	0		159	159	1	10	+28	0	
2016	0	0	0	0 *	0	0		162	160	1	9	+25	-2	
2017	0	0	0	0 *	0	0		162	162	1	12	+13	0	
2018	0	0	0	0 *	0	0		162	162	1	7	+5	0	
CUMULATIVE	0	0	0	0 *	0	0		161	161	1	38	+18	0	
<b>CATALINA 42-2 WK</b>														
2016	0	0	0	0 *	0	0		138	184	1	3	+45	+46	
CUMULATIVE	0	0	0	0 *	0	0		138	184	1	3	+45	+46	
<b>CAYENNE 12.5 TM</b>														
2015	0	0	0	0 *	0	0		99	99	1	8	+17	0	
2016	0	0	0	0 *	0	0		112	94	1	8	+16	-18	
2017	0	0	0	0 *	0	0		109	88	1	5	+17	-21	
2018	0	0	0	0 *	0	0		109	94	1	12	+19	-15	
CUMULATIVE	0	0	0	0 *	0	0		107	94	1	33	+17	-13	?
<b>CHASER 29</b>														
2015	162	145	2	59	+21	-17	??	0	0	0	0 *	0	0	
2016	161	148	2	51	+16	-13	??	0	0	0	0 *	0	0	
2017	162	165	1	8	+15	+3		0	0	0	0 *	0	0	
2018	162	151	2	32	+13	-11		0	0	0	0 *	0	0	
2019	160	157	2	45	+16	-3		0	0	0	0 *	0	0	
CUMULATIVE	161	150	2	195	+17	-11		0	0	0	0 *	0	0	
<b>CHRIS CRAFT COMANCHE</b>														
2015	0	0	0	0 *	0	0		170	132	1	4	+9	-38	
CUMULATIVE	0	0	0	0 *	0	0		170	132	1	4	+9	-38	
<b>CHRYSLER 26</b>														
2015	0	0	0	0 *	0	0		246	253	1	3	+18	+7	
2016	0	0	0	0 *	0	0		246	282	1	6	+28	+36	
2018	0	0	0	0 *	0	0		246	256	1	7	+10	+10	
CUMULATIVE	0	0	0	0 *	0	0		246	265	1	16	+18	+19	?
<b>COLUMBIA 26-2 MOD</b>														
2015	0	0	0	0 *	0	0		246	218	1	6	+22	-28	
2016	0	0	0	0 *	0	0		253	256	1	8	+10	+3	
2017	0	0	0	0 *	0	0		250	243	1	5	+24	-7	
2019	0	0	0	0 *	0	0		250	241	1	7	+25	-9	
CUMULATIVE	0	0	0	0 *	0	0		250	241	1	26	+19	-9	

Boat Class /Year	Flying Sails (FS)						Non-Flying Sails (NFS)							
	AVG ASP	Calc ASP	#Diff Boats	#Races Sailed	Std Dev	Calc Diff	HDCP ALERT	AVG ASP	Calc ASP	#Diff Boats	#Races Sailed	Std Dev	Calc Diff	HDCP ALERT
COLUMBIA 8.7														
2015	0	0	0	0 *	0	0		239	286	1	11	+27	+47	
2016	0	0	0	0 *	0	0		248	268	1	8	+25	+20	
CUMULATIVE	0	0	0	0 *	0	0		243	278	1	19	+26	+35	?
CONCORDIA 47 -SB														
2015	-12	-7	1	27	+17	+5		0	0	0	0 *	0	0	
2016	-11	-10	1	24	+10	+1		0	0	0	0 *	0	0	
2017	-12	-18	1	6	+7	-6		0	0	0	0 *	0	0	
2018	-12	-12	1	14	+3	0		0	0	0	0 *	0	0	
2019	-12	-8	1	8	+9	+4		0	0	0	0 *	0	0	
CUMULATIVE	-12	-9	1	79	+11	+3		0	0	0	0 *	0	0	
CONRAD 7.6														
2016	233	210	1	8	+17	-23		0	0	0	0 *	0	0	
2017	230	191	1	5	+31	-39		0	0	0	0 *	0	0	
2018	230	222	1	4	+25	-8		0	0	0	0 *	0	0	
2019	230	242	1	4	+17	+12		0	0	0	0 *	0	0	
CUMULATIVE	231	214	1	21	+22	-17	?	0	0	0	0 *	0	0	
CONTESSA 26														
2018	0	0	0	0 *	0	0		274	273	1	9	+40	-1	
CUMULATIVE	0	0	0	0 *	0	0		274	273	1	9	+40	-1	
CONTESSA 32														
2017	0	0	0	0 *	0	0		210	192	1	7	+11	-18	
2018	0	0	0	0 *	0	0		210	211	1	11	+21	+1	
2019	0	0	0	0 *	0	0		210	198	1	11	+12	-12	
CUMULATIVE	0	0	0	0 *	0	0		210	201	1	29	+15	-9	
CRUSADER														
2018	231	191	1	10	+20	-40		0	0	0	0 *	0	0	
CUMULATIVE	231	191	1	10	+20	-40		0	0	0	0 *	0	0	
CS 22														
2015	262	285	1	13	+46	+23		286	257	1	11	+26	-29	
2016	265	277	1	14	+22	+12		289	282	1	10	+23	-7	
2017	265	270	1	8	+32	+5		289	281	1	7	+15	-8	
2018	265	276	1	10	+34	+11		289	264	1	12	+11	-25	
2019	265	287	1	7	+32	+22		289	310	1	6	+42	+21	
CUMULATIVE	264	279	1	52	+33	+15	?	288	275	1	46	+22	-13	?
CS 27														
2015	205	205	1	3	+32	0		227	232	6	57	+20	+5	
2016	198	182	1	13	+18	-16		231	218	3	33	+24	-13	???
2017	196	171	1	15	+39	-25		237	245	3	20	+21	+8	
2018	0	0	0	0 *	0	0		232	250	3	18	+29	+18	
2019	0	0	0	0 *	0	0		223	175	1	5	+22	-48	
CUMULATIVE	198	179	2	31	+30	-19	??	230	231	11	133	+23	+1	
CS 27 SD														
2016	0	0	0	0 *	0	0		241	241	1	10	+29	0	
2017	0	0	0	0 *	0	0		239	270	1	8	+24	+31	
CUMULATIVE	0	0	0	0 *	0	0		240	254	1	18	+27	+14	?

District Review NSC (EYC)

Flying Sails (FS)

Non-Flying Sails (NFS)

Boat Class	AVG	Calc	#Diff	#Races	Std	Calc	HDCP	AVG	Calc	#Diff	#Races	Std	Calc	HDCP
/Year	ASP	ASP	Boats	Sailed	Dev	Diff	ALERT	ASP	ASP	Boats	Sailed	Dev	Diff	ALERT

CC Review

CS 30 **														
2015	147	155	7	76	+17	+8	????	168	169	8	88	+17	+1	
2016	153	154	6	45	+21	+1		174	170	9	84	+20	-4	
2017	151	146	4	31	+20	-5		174	158	10	88	+19	-16	?????
2018	150	162	4	34	+21	+12		173	160	14	105	+19	-13	?????
2019	151	160	4	37	+20	+9		176	172	9	67	+21	-4	???
CUMULATIVE	150	155	11	223	+19	+5		173	165	18	432	+19	-8	????

CS 30 SD

2015	0	0	0	0 *	0	0		184	203	1	7	+19	+19	
2016	0	0	0	0 *	0	0		195	232	1	4	+36	+37	
2017	0	0	0	0 *	0	0		185	232	1	4	+23	+47	
2018	0	0	0	0 *	0	0		193	188	1	8	+18	-5	
2019	0	0	0	0 *	0	0		193	190	1	14	+15	-3	
CUMULATIVE	0	0	0	0 *	0	0		191	201	2	37	+19	+10	

CS 30 WK

2015	0	0	0	0 *	0	0		174	199	2	13	+21	+25	
2016	0	0	0	0 *	0	0		179	201	1	8	+14	+22	
2017	0	0	0	0 *	0	0		179	207	2	13	+17	+28	
2018	0	0	0	0 *	0	0		181	204	1	8	+24	+23	
2019	0	0	0	0 *	0	0		169	199	1	4	+24	+30	
CUMULATIVE	0	0	0	0 *	0	0		177	202	2	46	+19	+25	??

CC Review

CS 33														
2015	149	154	2	30	+17	+5		168	160	1	14	+16	-8	
2016	151	145	2	31	+13	-6		170	156	3	37	+22	-14	???
2017	149	144	2	35	+17	-5		170	149	3	28	+32	-21	
2018	149	157	3	45	+18	+8		165	163	4	40	+22	-2	???
2019	149	151	3	35	+20	+2		168	169	3	30	+19	+1	
CUMULATIVE	150	151	3	176	+17	+1		168	160	5	149	+23	-8	????

CS 33 SD

2015	0	0	0	0 *	0	0		192	226	1	6	+47	+34	
CUMULATIVE	0	0	0	0 *	0	0		192	226	1	6	+47	+34	

CS 34

2019	0	0	0	0 *	0	0		180	185	1	9	+28	+5	
CUMULATIVE	0	0	0	0 *	0	0		180	185	1	9	+28	+5	

CS 34 SD

2019	0	0	0	0 *	0	0		167	179	1	8	+20	+12	
CUMULATIVE	0	0	0	0 *	0	0		167	179	1	8	+20	+12	

CS 36

2015	125	134	1	9	+21	+9		0	0	0	0 *	0	0	
2016	129	138	1	10	+16	+9		0	0	0	0 *	0	0	
CUMULATIVE	127	136	1	19	+19	+9		0	0	0	0 *	0	0	

CC Review

CS 36 MERLIN														
2015	135	96	1	13	+18	-39		0	0	0	0 *	0	0	
2016	135	102	1	14	+19	-33		0	0	0	0 *	0	0	
2017	135	111	1	18	+20	-24	?	0	0	0	0 *	0	0	
2018	134	118	1	10	+33	-16		0	0	0	0 *	0	0	
2019	132	118	1	11	+20	-14		0	0	0	0 *	0	0	
CUMULATIVE	134	109	1	66	+21	-25	?	0	0	0	0 *	0	0	

District Review  
LSYC (TORW)

Flying Sails (FS)

Non-Flying Sails (NFS)

Boat Class	AVG	Calc	#Diff	#Races	Std	Calc	HDCP	AVG	Calc	#Diff	#Races	Std	Calc	HDCP
/Year	ASP	ASP	Boats	Sailed	Dev	Diff	ALERT	ASP	ASP	Boats	Sailed	Dev	Diff	ALERT

CC Review

CS 36 MERLIN WK

2015	143	147	1	15	+23	+4		161	150	3	26	+23	-11	
2016	0	0	0	0*	0	0		163	152	3	20	+18	-11	
2017	0	0	0	0*	0	0		163	156	2	20	+15	-7	
2018	0	0	0	0*	0	0		161	133	2	14	+17	-28	
2019	0	0	0	0*	0	0		163	152	2	15	+16	-11	
CUMULATIVE	143	147	1	15	+23	+4		162	150	4	95	+18	-12	?????



CS 40 TM

2015	0	0	0	0*	0	0		99	90	1	15	+21	-9	
2016	0	0	0	0*	0	0		100	93	1	7	+10	-7	
2017	0	0	0	0*	0	0		99	95	1	9	+11	-4	
2018	0	0	0	0*	0	0		99	98	1	6	+9	-1	
2019	0	0	0	0*	0	0		99	110	1	4	+13	+11	
CUMULATIVE	0	0	0	0*	0	0		99	95	1	41	+15	-4	

District Review BAYC(TORE)

CUSTOM 24

2015	189	220	1	10	+29	+31		0	0	0	0*	0	0	
2016	195	244	1	10	+38	+49		0	0	0	0*	0	0	
2017	193	229	1	9	+25	+36		0	0	0	0*	0	0	
2018	193	228	1	7	+27	+35		0	0	0	0*	0	0	
CUMULATIVE	192	230	1	36	+30	+38	?	0	0	0	0*	0	0	

DASH 34

2015	93	75	1	13	+18	-18		0	0	0	0*	0	0	
CUMULATIVE	93	75	1	13	+18	-18		0	0	0	0*	0	0	

DB1

2018	133	73	1	4	+8	-60		0	0	0	0*	0	0	
2019	0	0	0	0*	0	0		152	144	1	9	+27	-8	
CUMULATIVE	133	73	1	4	+8	-60		152	144	1	9	+27	-8	

DEHLER 34

2018	0	0	0	0*	0	0		160	154	1	6	+7	-6	
CUMULATIVE	0	0	0	0*	0	0		160	154	1	6	+7	-6	

DEHLER 39 SQ

2015	79	95	1	3	+30	+16		0	0	0	0*	0	0	
CUMULATIVE	79	95	1	3	+30	+16		0	0	0	0*	0	0	

DISCOVERY 7.9 SD

2015	0	0	0	0*	0	0		242	224	2	14	+28	-18	
2016	0	0	0	0*	0	0		244	244	1	10	+22	0	
2017	0	0	0	0*	0	0		237	226	2	17	+24	-11	
2018	0	0	0	0*	0	0		246	250	1	7	+22	+4	
2019	0	0	0	0*	0	0		246	273	1	5	+26	+27	
CUMULATIVE	0	0	0	0*	0	0		242	236	2	53	+25	-6	

DOUGLAS 31

2015	0	0	0	0*	0	0		225	228	1	29	+39	+3	
CUMULATIVE	0	0	0	0*	0	0		225	228	1	29	+39	+3	

CC Review

DRAGON

2015	185	154	2	15	+25	-31		213	216	1	12	+33	+3	
2016	186	182	2	10	+26	-4		0	0	0	0*	0	0	
2017	186	180	3	16	+26	-6		0	0	0	0*	0	0	
2018	190	162	2	18	+16	-28		225	200	1	7	+28	-25	
2019	185	176	2	10	+19	-9		0	0	0	0*	0	0	
CUMULATIVE	187	169	3	69	+22	-18	???	217	210	2	19	+31	-7	



Flying Sails (FS)

Non-Flying Sails (NFS)

*Boat Class* *AVG* *Calc* *#Diff* *#Races* *Std* *Calc* *HDCP* *AVG* *Calc* *#Diff* *#Races* *Std* *Calc* *HDCP*  
*/Year* *ASP* *ASP* *Boats* *Sailed* *Dev* *Diff* *ALERT* *ASP* *ASP* *Boats* *Sailed* *Dev* *Diff* *ALERT*

New Class

DUFOUR 31 SD

2017	0	0	0	0 *	0	0	242	242	1	8	+30	0
2019	0	0	0	0 *	0	0	242	248	1	10	+13	+6
CUMULATIVE	0	0	0	0 *	0	0	242	245	1	18	+21	+3

DUFOUR 32 CLASSIC DK

2015	0	0	0	0 *	0	0	179	168	1	28	+19	-11
2016	0	0	0	0 *	0	0	184	163	1	21	+26	-21
2017	0	0	0	0 *	0	0	179	164	1	15	+17	-15
2018	0	0	0	0 *	0	0	179	178	1	10	+23	-1
2019	0	0	0	0 *	0	0	179	182	1	13	+23	+3
CUMULATIVE	0	0	0	0 *	0	0	180	170	1	87	+22	-10

?

DUFOUR 34 PERFORMANCE

2015	0	0	0	0 *	0	0	148	147	1	11	+11	-1
2016	0	0	0	0 *	0	0	148	138	1	14	+8	-10
2017	0	0	0	0 *	0	0	146	146	1	8	+3	0
2018	0	0	0	0 *	0	0	146	143	1	11	+20	-3
CUMULATIVE	0	0	0	0 *	0	0	147	143	1	44	+11	-4

DUFOUR 36 CLASSIC

2015	0	0	0	0 *	0	0	152	151	1	5	+25	-1
2018	0	0	0	0 *	0	0	144	147	1	7	+15	+3
CUMULATIVE	0	0	0	0 *	0	0	147	149	2	12	+19	+2

DUFOUR 382 GL TM DK

2016	127	129	1	4	+33	+2	151	109	1	3	+23	-42
2017	123	125	1	18	+22	+2	0	0	0	0 *	0	0
2018	121	121	1	9	+11	0	0	0	0	0 *	0	0
2019	121	125	1	9	+37	+4	0	0	0	0 *	0	0
CUMULATIVE	122	124	1	40	+24	+2	151	109	1	3	+23	-42

DUFOUR 40 DK

2015	0	0	0	0 *	0	0	103	103	1	5	+13	0
2016	0	0	0	0 *	0	0	103	104	1	10	+16	+1
2017	0	0	0	0 *	0	0	103	103	1	7	+8	0
2018	0	0	0	0 *	0	0	100	113	1	5	+7	+13
CUMULATIVE	0	0	0	0 *	0	0	102	105	1	27	+12	+3

DUFOUR 445 GL

2015	0	0	0	0 *	0	0	91	138	1	3	+17	+47
2016	0	0	0	0 *	0	0	94	144	1	6	+29	+50
CUMULATIVE	0	0	0	0 *	0	0	93	142	1	9	+25	+49

DUFOUR ARPEGE

2015	0	0	0	0 *	0	0	209	209	1	14	+31	0
2016	0	0	0	0 *	0	0	224	218	1	4	+13	-6
2018	0	0	0	0 *	0	0	221	212	1	6	+21	-9
2019	0	0	0	0 *	0	0	224	224	1	6	+14	0
CUMULATIVE	0	0	0	0 *	0	0	216	214	1	30	+23	-2

EDEL 820

2015	0	0	0	0 *	0	0	242	274	1	7	+21	+32
2017	0	0	0	0 *	0	0	242	242	1	10	+13	0
2018	0	0	0	0 *	0	0	226	210	1	5	+15	-16
2019	0	0	0	0 *	0	0	226	206	1	4	+36	-20
CUMULATIVE	0	0	0	0 *	0	0	236	239	2	26	+19	+3

Flying Sails (FS)

Non-Flying Sails (NFS)

Boat Class	AVG	Calc	#Diff	#Races	Std	Calc	HDCP	AVG	Calc	#Diff	#Races	Std	Calc	HDCP
/Year	ASP	ASP	Boats	Sailed	Dev	Diff	ALERT	ASP	ASP	Boats	Sailed	Dev	Diff	ALERT
ELITE 32														
2019	0	0	0	0 *	0	0		182	214	1	3	+15	+32	
CUMULATIVE	0	0	0	0 *	0	0		182	214	1	3	+15	+32	
ELITE 326 MOD														
2015	145	135	1	12	+14	-10		0	0	0	0 *	0	0	
2016	140	128	1	14	+21	-12		0	0	0	0 *	0	0	
2017	145	144	1	12	+14	-1		0	0	0	0 *	0	0	
CUMULATIVE	143	135	1	38	+16	-8		0	0	0	0 *	0	0	
ELVSTROM 1/2 TON														
2018	0	0	0	0 *	0	0		203	199	1	5	+17	-4	
2019	0	0	0	0 *	0	0		203	162	1	6	+39	-41	
CUMULATIVE	0	0	0	0 *	0	0		203	179	1	11	+29	-24	
ELVSTROM 32 MOD														
2015	0	0	0	0 *	0	0		191	173	1	9	+22	-18	
2016	0	0	0	0 *	0	0		190	156	1	8	+19	-34	
2017	0	0	0	0 *	0	0		190	161	1	4	+37	-29	
2018	154	139	1	3	+28	-15		190	155	1	3	+20	-35	
CUMULATIVE	154	139	1	3	+28	-15		190	163	1	24	+23	-27	?
ERICSON 27 OB														
2016	0	0	0	0 *	0	0		252	241	1	3	+6	-11	
CUMULATIVE	0	0	0	0 *	0	0		252	241	1	3	+6	-11	
ERICSON 30-2														
2015	0	0	0	0 *	0	0		199	217	1	17	+19	+18	?
2016	0	0	0	0 *	0	0		199	205	1	25	+31	+6	
2017	0	0	0	0 *	0	0		199	206	1	8	+36	+7	
CUMULATIVE	0	0	0	0 *	0	0		199	209	1	50	+28	+10	
ERICSON 37														
2019	0	0	0	0 *	0	0		164	200	1	14	+40	+36	
CUMULATIVE	0	0	0	0 *	0	0		164	200	1	14	+40	+36	
ESSE 850 -SB														
2015	92	74	1	10	+22	-18		0	0	0	0 *	0	0	
2016	89	65	1	14	+25	-24		0	0	0	0 *	0	0	
CUMULATIVE	90	69	1	24	+24	-21	?	0	0	0	0 *	0	0	
ETCHELLS 22														
2015	103	103	1	13	+18	0		0	0	0	0 *	0	0	
2016	98	84	2	23	+24	-14	??	0	0	0	0 *	0	0	
2017	97	103	2	21	+21	+6		0	0	0	0 *	0	0	
2018	96	104	2	15	+24	+8		0	0	0	0 *	0	0	
2019	95	71	1	4	+30	-24		131	144	1	6	+32	+13	
CUMULATIVE	98	96	2	76	+23	-2		131	144	1	6	+32	+13	
EVELYN 32-2														
2015	102	118	1	8	+31	+16		0	0	0	0 *	0	0	
2016	108	105	2	34	+17	-3		0	0	0	0 *	0	0	
2017	105	108	1	22	+22	+3		0	0	0	0 *	0	0	
2018	105	109	2	28	+14	+4		0	0	0	0 *	0	0	
2019	105	112	2	26	+17	+7		0	0	0	0 *	0	0	
CUMULATIVE	106	109	3	118	+18	+3		0	0	0	0 *	0	0	
EVELYN 32-2 IB														
2018	107	139	1	7	+26	+32		134	137	1	7	+18	+3	
CUMULATIVE	107	139	1	7	+26	+32		134	137	1	7	+18	+3	

CC Review

District Review THYC(GHPF)





Flying Sails (FS)

Non-Flying Sails (NFS)

Boat Class	AVG	Calc	#Diff	#Races	Std	Calc	HDCP	AVG	Calc	#Diff	#Races	Std	Calc	HDCP
/Year	ASP	ASP	Boats	Sailed	Dev	Diff	ALERT	ASP	ASP	Boats	Sailed	Dev	Diff	ALERT

EVELYN 32-2 OB MOD

2015	102	94	1	6	+20	-8		123	169	1	5	+28	+46	
CUMULATIVE	102	94	1	6	+20	-8		123	169	1	5	+28	+46	

EXPRESS 27

2015	137	132	1	10	+14	-5		0	0	0	0*	0	0	
2017	135	136	1	10	+12	+1		0	0	0	0*	0	0	
2018	135	135	1	9	+11	0		0	0	0	0*	0	0	
CUMULATIVE	136	134	1	29	+12	-2		0	0	0	0*	0	0	

CC Review

F3 FRERS 36

2015	97	68	1	24	+17	-29	?	0	0	0	0*	0	0	
2016	98	65	1	20	+20	-33	?	0	0	0	0*	0	0	
2017	97	89	1	14	+14	-8		0	0	0	0*	0	0	
2018	97	73	1	18	+17	-24	?	0	0	0	0*	0	0	
2019	97	79	1	8	+18	-18		0	0	0	0*	0	0	
CUMULATIVE	97	73	1	84	+17	-24	?	0	0	0	0*	0	0	



F3 FRERS 36 TM

2015	95	89	1	29	+15	-6		0	0	0	0*	0	0	
2016	101	95	1	34	+16	-6		0	0	0	0*	0	0	
2017	99	83	1	16	+15	-16	?	0	0	0	0*	0	0	
2018	99	98	1	26	+10	-1		0	0	0	0*	0	0	
2019	99	98	1	25	+5	-1		0	0	0	0*	0	0	
CUMULATIVE	99	93	1	130	+13	-6		0	0	0	0*	0	0	

FARR 30 (MUMM) CF -SB

2015	51	49	3	49	+15	-2		0	0	0	0*	0	0	
2016	50	41	2	29	+9	-9		0	0	0	0*	0	0	
2017	54	44	1	28	+15	-10		0	0	0	0*	0	0	
2018	52	36	3	42	+17	-16	???	0	0	0	0*	0	0	
2019	52	47	2	44	+10	-5		0	0	0	0*	0	0	
CUMULATIVE	52	44	3	192	+13	-8		0	0	0	0*	0	0	

FARR 36 (MUMM)

2015	44	78	1	5	+11	+34		0	0	0	0*	0	0	
2016	45	86	1	9	+32	+41		0	0	0	0*	0	0	
CUMULATIVE	45	83	1	14	+24	+38		0	0	0	0*	0	0	

FARR 395 -SB

2015	25	62	1	14	+18	+37		0	0	0	0*	0	0	
2016	46	53	1	14	+17	+7		0	0	0	0*	0	0	
2018	45	54	1	11	+15	+9		0	0	0	0*	0	0	
2019	45	46	1	4	+36	+1		0	0	0	0*	0	0	
CUMULATIVE	39	56	1	43	+19	+17	?	0	0	0	0*	0	0	

FARR 39ML -SB

2016	15	27	1	35	+14	+12	?	0	0	0	0*	0	0	
2017	14	32	1	28	+19	+18	?	0	0	0	0*	0	0	
2018	20	17	1	11	+28	-3		0	0	0	0*	0	0	
2019	31	32	1	27	+8	+1		0	0	0	0*	0	0	
CUMULATIVE	20	29	1	101	+15	+9		0	0	0	0*	0	0	

FARR 40 -SB

2015	8	3	1	31	+17	-5		0	0	0	0*	0	0	
CUMULATIVE	8	3	1	31	+17	-5		0	0	0	0*	0	0	

**Flying Sails (FS)**

**Non-Flying Sails (NFS)**

<i>Boat Class</i>	<i>AVG</i>	<i>Calc</i>	<i>#Diff</i>	<i>#Races</i>	<i>Std</i>	<i>Calc</i>	<i>HDCP</i>	<i>AVG</i>	<i>Calc</i>	<i>#Diff</i>	<i>#Races</i>	<i>Std</i>	<i>Calc</i>	<i>HDCP</i>
<i>/Year</i>	<i>ASP</i>	<i>ASP</i>	<i>Boats</i>	<i>Sailed</i>	<i>Dev</i>	<i>Diff</i>	<i>ALERT</i>	<i>ASP</i>	<i>ASP</i>	<i>Boats</i>	<i>Sailed</i>	<i>Dev</i>	<i>Diff</i>	<i>ALERT</i>
<b>FARR 44</b>														
2015	2	16	1	11	+11	+14		0	0	0	0 *	0	0	
2016	-2	10	1	22	+13	+12	?	0	0	0	0 *	0	0	
CUMULATIVE	-1	12	1	33	+12	+13	?	0	0	0	0 *	0	0	
<b>FARR 45 CF -SB</b>														
2016	-20	-20	1	26	+7	0		0	0	0	0 *	0	0	
2017	-20	-12	1	18	+7	+8		0	0	0	0 *	0	0	
2018	-14	-15	1	5	+10	-1		0	0	0	0 *	0	0	
2019	-14	0	1	14	+10	+14		0	0	0	0 *	0	0	
CUMULATIVE	-18	-13	1	63	+8	+5		0	0	0	0 *	0	0	
<b>FARR NOELEX 30</b>														
2015	125	174	1	4	+15	+49		0	0	0	0 *	0	0	
CUMULATIVE	125	174	1	4	+15	+49		0	0	0	0 *	0	0	
<b>FLYING TIGER 10M CF -SB</b>														
2016	56	66	1	5	+23	+10		0	0	0	0 *	0	0	
2019	63	94	1	11	+22	+31		0	0	0	0 *	0	0	
CUMULATIVE	61	85	2	16	+23	+24		0	0	0	0 *	0	0	
<b>FREEDOM 33-2 CF CK FXK</b>														
2015	0	0	0	0 *	0	0		215	241	1	3	+44	+26	
CUMULATIVE	0	0	0	0 *	0	0		215	241	1	3	+44	+26	
<b>FRERS 2T CUS</b>														
2015	0	0	0	0 *	0	0		101	105	1	4	+16	+4	
2016	0	0	0	0 *	0	0		101	100	1	8	+12	-1	
2017	0	0	0	0 *	0	0		101	102	1	6	+27	+1	
CUMULATIVE	0	0	0	0 *	0	0		101	102	1	18	+18	+1	
<b>FRERS 30</b>														
2015	134	127	1	12	+9	-7		0	0	0	0 *	0	0	
2016	134	128	1	8	+19	-6		0	0	0	0 *	0	0	
2017	134	123	1	11	+6	-11		0	0	0	0 *	0	0	
2018	134	120	1	8	+10	-14		0	0	0	0 *	0	0	
2019	134	113	1	8	+30	-21		0	0	0	0 *	0	0	
CUMULATIVE	134	123	1	47	+13	-11		0	0	0	0 *	0	0	
<b>FRERS 39</b>														
2016	0	0	0	0 *	0	0		148	146	1	9	+8	-2	
2017	0	0	0	0 *	0	0		149	139	1	3	+24	-10	
2018	123	156	1	10	+27	+33		0	0	0	0 *	0	0	
2019	0	0	0	0 *	0	0		143	156	1	6	+34	+13	
CUMULATIVE	123	156	1	10	+27	+33		146	148	1	18	+19	+2	
<b>G&amp;S 30 CUS 2 L30</b>														
2015	99	97	1	23	+8	-2		0	0	0	0 *	0	0	
2016	99	96	1	23	+13	-3		0	0	0	0 *	0	0	
2017	99	94	1	23	+8	-5		0	0	0	0 *	0	0	
2018	100	88	1	8	+23	-12		0	0	0	0 *	0	0	
2019	100	83	1	20	+14	-17	?	0	0	0	0 *	0	0	
CUMULATIVE	99	92	1	97	+12	-7		0	0	0	0 *	0	0	
<b>G&amp;S 34 MOD-2</b>														
2018	119	161	1	9	+19	+42		0	0	0	0 *	0	0	
CUMULATIVE	119	161	1	9	+19	+42		0	0	0	0 *	0	0	

New Class

Flying Sails (FS)

Non-Flying Sails (NFS)

Boat Class	AVG	Calc	#Diff	#Races	Std	Calc	HDCP	AVG	Calc	#Diff	#Races	Std	Calc	HDCP
/Year	ASP	ASP	Boats	Sailed	Dev	Diff	ALERT	ASP	ASP	Boats	Sailed	Dev	Diff	ALERT
GIBSEA 9.2														
2015	166	184	1	8	+14	+18		0	0	0	0 *	0	0	
2016	172	198	1	8	+23	+26		0	0	0	0 *	0	0	
2018	173	194	1	3	+14	+21		0	0	0	0 *	0	0	
2019	0	0	0	0 *	0	0		196	186	1	3	+5	-10	
CUMULATIVE	170	191	1	19	+18	+21	?	196	186	1	3	+5	-10	
GLEN L 36 MOD 1														
2015	0	0	0	0 *	0	0		189	220	1	4	+37	+31	
CUMULATIVE	0	0	0	0 *	0	0		189	220	1	4	+37	+31	
GOMAN EXP 30														
2015	141	126	2	15	+19	-15		166	165	6	54	+22	-1	
2016	147	136	2	18	+28	-11		164	183	4	31	+21	+19	
2017	145	146	5	34	+21	+1		164	168	3	19	+27	+4	
2018	150	158	2	15	+18	+8		164	162	3	34	+24	-2	
2019	145	145	5	31	+17	0		166	169	5	44	+19	+3	
CUMULATIVE	146	143	7	113	+21	-3		165	169	9	182	+22	+4	
GOMAN EXP 30-1 MOD														
2015	0	0	0	0 *	0	0		168	136	1	12	+15	-32	
2016	0	0	0	0 *	0	0		176	142	1	14	+22	-34	
2017	0	0	0	0 *	0	0		172	159	1	10	+45	-13	
2018	0	0	0	0 *	0	0		172	162	1	12	+21	-10	
2019	0	0	0	0 *	0	0		172	174	1	7	+12	+2	
CUMULATIVE	0	0	0	0 *	0	0		172	152	1	55	+23	-20	?
GOMAN EXP 30-1 MOD 2														
2015	141	106	1	6	+23	-35		0	0	0	0 *	0	0	
CUMULATIVE	141	106	1	6	+23	-35		0	0	0	0 *	0	0	
GOMAN EXP 30-2														
2015	137	142	1	6	+9	+5		159	127	1	9	+17	-32	
2016	139	115	1	14	+13	-24		0	0	0	0 *	0	0	
2018	139	143	1	9	+18	+4		0	0	0	0 *	0	0	
2019	139	162	1	8	+14	+23		0	0	0	0 *	0	0	
CUMULATIVE	139	137	2	37	+14	-2		159	127	1	9	+17	-32	
GOMAN EXP 30-2 SD														
2015	0	0	0	0 *	0	0		165	164	1	12	+25	-1	
2016	0	0	0	0 *	0	0		166	150	1	11	+15	-16	
2017	0	0	0	0 *	0	0		167	146	1	9	+15	-21	
2018	0	0	0	0 *	0	0		165	147	1	10	+21	-18	
2019	0	0	0	0 *	0	0		165	150	1	14	+13	-15	
CUMULATIVE	0	0	0	0 *	0	0		166	152	1	56	+18	-14	?
GOMAN EXP 30M OB														
2015	0	0	0	0 *	0	0		144	112	1	10	+25	-32	
2017	0	0	0	0 *	0	0		144	99	1	3	+34	-45	
2018	0	0	0	0 *	0	0		144	99	1	9	+21	-45	
CUMULATIVE	0	0	0	0 *	0	0		144	105	1	22	+25	-39	?
GOMAN EXP 35														
2015	114	142	1	10	+25	+28		135	135	1	7	+15	0	
CUMULATIVE	114	142	1	10	+25	+28		135	135	1	7	+15	0	

CC Review



Flying Sails (FS)

Non-Flying Sails (NFS)

Boat Class	AVG	Calc	#Diff	#Races	Std	Calc	HDCP	AVG	Calc	#Diff	#Races	Std	Calc	HDCP
/Year	ASP	ASP	Boats	Sailed	Dev	Diff	ALERT	ASP	ASP	Boats	Sailed	Dev	Diff	ALERT
GOMAN EXP 35 SD														
2015	120	120	1	13	+20	0		141	135	1	5	+13	-6	
2016	121	125	1	10	+10	+4		142	137	2	11	+18	-5	
2017	120	118	2	13	+13	-2		141	129	1	5	+23	-12	
2018	120	120	1	5	+10	0		141	124	1	3	+16	-17	
2019	120	122	1	8	+28	+2		141	144	1	4	+30	+3	
CUMULATIVE	120	121	2	49	+16	+1		141	135	2	28	+20	-6	
GOVERNORS CUP 21														
2018	133	133	1	12	+28	0		0	0	0	0 *	0	0	
2019	133	132	1	20	+18	-1		0	0	0	0 *	0	0	
CUMULATIVE	133	133	1	32	+22	0		0	0	0	0 *	0	0	
GRAMPIAN 26 IB														
2015	0	0	0	0 *	0	0		259	255	2	24	+19	-4	
2016	0	0	0	0 *	0	0		261	249	2	30	+28	-12	??
2017	0	0	0	0 *	0	0		257	249	2	19	+19	-8	
2018	0	0	0	0 *	0	0		250	241	1	9	+7	-9	
2019	245	237	1	11	+24	-8		248	280	1	3	+45	+32	
CUMULATIVE	245	237	1	11	+24	-8		258	251	2	85	+22	-7	
GRAMPIAN 26 OB **														
2015	0	0	0	0 *	0	0		239	206	6	51	+22	-33	????
2016	0	0	0	0 *	0	0		242	227	3	37	+21	-15	???
2017	0	0	0	0 *	0	0		241	200	3	32	+21	-41	???
2018	0	0	0	0 *	0	0		234	212	4	34	+22	-22	
2019	0	0	0	0 *	0	0		233	223	4	42	+24	-10	????
CUMULATIVE	0	0	0	0 *	0	0		238	214	7	196	+22	-24	?????
GRAMPIAN 26 OB CB														
2015	0	0	0	0 *	0	0		245	245	1	6	+43	0	
2016	0	0	0	0 *	0	0		253	272	1	12	+33	+19	
CUMULATIVE	0	0	0	0 *	0	0		250	263	1	18	+36	+13	?
GRAMPIAN 28														
2016	0	0	0	0 *	0	0		235	274	1	11	+48	+39	
CUMULATIVE	0	0	0	0 *	0	0		235	274	1	11	+48	+39	
GRAMPIAN 30														
2018	0	0	0	0 *	0	0		236	224	1	3	+8	-12	
2019	0	0	0	0 *	0	0		234	250	1	7	+34	+16	
CUMULATIVE	0	0	0	0 *	0	0		235	242	2	10	+26	+7	
HANSE 355														
2015	0	0	0	0 *	0	0		157	145	1	12	+27	-12	
2016	0	0	0	0 *	0	0		165	137	1	7	+29	-28	
2017	0	0	0	0 *	0	0		161	146	1	12	+45	-15	
2018	0	0	0	0 *	0	0		161	124	1	8	+11	-37	
2019	0	0	0	0 *	0	0		155	181	1	3	+25	+26	
CUMULATIVE	0	0	0	0 *	0	0		160	143	1	42	+29	-17	?
HANSE 370 SD														
2015	120	120	1	9	+30	0		132	164	1	5	+29	+32	
2016	120	146	1	8	+17	+26		0	0	0	0 *	0	0	
2017	120	150	1	8	+29	+30		0	0	0	0 *	0	0	
2018	120	154	1	6	+31	+34		132	171	1	4	+10	+39	
CUMULATIVE	120	141	1	31	+27	+21	?	132	167	1	9	+21	+35	

New Class

CC Review



CC Review



Flying Sails (FS)

Non-Flying Sails (NFS)

Boat Class	AVG	Calc	#Diff	#Races	Std	Calc	HDCP	AVG	Calc	#Diff	#Races	Std	Calc	HDCP
/Year	ASP	ASP	Boats	Sailed	Dev	Diff	ALERT	ASP	ASP	Boats	Sailed	Dev	Diff	ALERT
HANSE 400														
2015	0	0	0	0 *	0	0		98	90	1	8	+14	-8	
2016	0	0	0	0 *	0	0		107	109	1	7	+29	+2	
2017	0	0	0	0 *	0	0		106	110	1	6	+8	+4	
2018	0	0	0	0 *	0	0		104	108	1	4	+38	+4	
2019	0	0	0	0 *	0	0		108	107	1	5	+9	-1	
CUMULATIVE	0	0	0	0 *	0	0		104	104	1	30	+19	0	
HANSE 400 SD														
2017	0	0	0	0 *	0	0		124	172	1	8	+45	+48	
CUMULATIVE	0	0	0	0 *	0	0		124	172	1	8	+45	+48	
HANSE 400-2 SD														
2018	0	0	0	0 *	0	0		108	131	1	3	+13	+23	
CUMULATIVE	0	0	0	0 *	0	0		108	131	1	3	+13	+23	
HANSE 411														
2015	75	88	1	3	+10	+13		0	0	0	0 *	0	0	
CUMULATIVE	75	88	1	3	+10	+13		0	0	0	0 *	0	0	
HAWKFARM 28														
2015	171	166	1	15	+17	-5		0	0	0	0 *	0	0	
2016	169	171	1	18	+10	+2		190	182	1	6	+22	-8	
2017	172	176	1	14	+13	+4		0	0	0	0 *	0	0	
2018	172	168	1	12	+10	-4		0	0	0	0 *	0	0	
2019	172	179	1	13	+10	+7		0	0	0	0 *	0	0	
CUMULATIVE	171	172	1	72	+12	+1		190	182	1	6	+22	-8	
HENDERSON 30 -SB														
2017	63	85	1	9	+22	+22		0	0	0	0 *	0	0	
2018	63	62	1	11	+13	-1		0	0	0	0 *	0	0	
2019	63	62	1	10	+9	-1		0	0	0	0 *	0	0	
CUMULATIVE	63	69	1	30	+14	+6		0	0	0	0 *	0	0	
HENDERSON SR 27 MOD -SB														
2018	101	107	1	25	+35	+6		131	157	1	3	+27	+26	
2019	101	108	1	11	+15	+7		0	0	0	0 *	0	0	
CUMULATIVE	101	107	1	36	+29	+6		131	157	1	3	+27	+26	
HINTERHOELLER 25														
2015	235	264	1	16	+48	+29	?	255	215	2	23	+29	-40	??
2016	240	279	1	10	+30	+39		255	204	1	17	+20	-51	?
2017	0	0	0	0 *	0	0		250	228	3	35	+29	-22	???
2018	0	0	0	0 *	0	0		248	229	2	31	+21	-19	??
2019	0	0	0	0 *	0	0		249	239	2	31	+22	-10	
CUMULATIVE	237	270	1	26	+41	+33	?	251	226	4	137	+24	-25	?????
HOBIE 33 -SB														
2015	116	115	1	9	+16	-1		0	0	0	0 *	0	0	
2016	123	130	1	10	+15	+7		0	0	0	0 *	0	0	
2017	120	116	1	6	+11	-4		0	0	0	0 *	0	0	
2018	120	142	1	8	+17	+22		0	0	0	0 *	0	0	
2019	120	144	1	9	+25	+24		0	0	0	0 *	0	0	
CUMULATIVE	120	130	1	42	+17	+10		0	0	0	0 *	0	0	
HOTFOOT 27														
2019	134	114	1	3	+41	-20		0	0	0	0 *	0	0	
CUMULATIVE	134	114	1	3	+41	-20		0	0	0	0 *	0	0	

CC Review



<i>Boat Class</i> <i>/Year</i>	<b>Flying Sails (FS)</b>						<b>Non-Flying Sails (NFS)</b>							
	<i>AVG</i> <i>ASP</i>	<i>Calc</i> <i>ASP</i>	<i>#Diff</i> <i>Boats</i>	<i>#Races</i> <i>Sailed</i>	<i>Std</i> <i>Dev</i>	<i>Calc</i> <i>Diff</i>	<i>HDCP</i> <i>ALERT</i>	<i>AVG</i> <i>ASP</i>	<i>Calc</i> <i>ASP</i>	<i>#Diff</i> <i>Boats</i>	<i>#Races</i> <i>Sailed</i>	<i>Std</i> <i>Dev</i>	<i>Calc</i> <i>Diff</i>	<i>HDCP</i> <i>ALERT</i>
HUGHES 25														
2016	0	0	0	0 *	0	0		252	262	1	19	+15	+10	
2017	0	0	0	0 *	0	0		257	260	1	21	+14	+3	
2018	0	0	0	0 *	0	0		257	272	1	17	+23	+15	?
CUMULATIVE	0	0	0	0 *	0	0		255	264	1	57	+17	+9	
HUGHES 26														
2015	0	0	0	0 *	0	0		280	279	1	4	+46	-1	
CUMULATIVE	0	0	0	0 *	0	0		280	279	1	4	+46	-1	
HUGHES 35														
2017	0	0	0	0 *	0	0		174	174	1	10	+10	0	
2018	0	0	0	0 *	0	0		174	151	1	12	+17	-23	
2019	0	0	0	0 *	0	0		168	150	1	11	+21	-18	
CUMULATIVE	0	0	0	0 *	0	0		172	158	1	33	+16	-14	?
HULLMASTER 31														
2015	0	0	0	0 *	0	0		247	244	1	15	+16	-3	
2016	0	0	0	0 *	0	0		256	270	1	11	+18	+14	
2017	0	0	0	0 *	0	0		253	277	1	11	+23	+24	
2018	0	0	0	0 *	0	0		253	255	1	5	+20	+2	
2019	0	0	0	0 *	0	0		253	272	1	6	+24	+19	
CUMULATIVE	0	0	0	0 *	0	0		252	262	1	48	+19	+10	
HUMBOLT BAY 30														
2016	103	137	1	14	+29	+34		0	0	0	0 *	0	0	
2017	105	114	1	16	+33	+9		135	149	1	4	+18	+14	
2018	105	110	1	22	+27	+5		0	0	0	0 *	0	0	
2019	105	142	1	3	+1	+37		0	0	0	0 *	0	0	
CUMULATIVE	104	120	1	55	+28	+16	?	135	149	1	4	+18	+14	
HUNTER 216 MOD														
2015	0	0	0	0 *	0	0		241	231	1	10	+24	-10	
2016	0	0	0	0 *	0	0		241	241	1	6	+14	0	
CUMULATIVE	0	0	0	0 *	0	0		241	235	1	16	+20	-6	
HUNTER 25 SD														
2015	0	0	0	0 *	0	0		263	261	1	4	+4	-2	
2016	0	0	0	0 *	0	0		263	308	1	8	+34	+45	
CUMULATIVE	0	0	0	0 *	0	0		263	292	1	12	+24	+29	
HUNTER 25.5 IB														
2015	0	0	0	0 *	0	0		230	198	1	6	+25	-32	
CUMULATIVE	0	0	0	0 *	0	0		230	198	1	6	+25	-32	
HUNTER 26.5 WK														
2015	0	0	0	0 *	0	0		213	195	1	9	+21	-18	
2017	0	0	0	0 *	0	0		215	166	1	10	+11	-49	
2018	195	194	1	8	+10	-1		0	0	0	0 *	0	0	
2019	195	182	1	9	+12	-13		0	0	0	0 *	0	0	
CUMULATIVE	195	188	1	17	+11	-7		214	180	1	19	+15	-34	?
HUNTER 260														
2015	0	0	0	0 *	0	0		262	271	1	10	+50	+9	
2016	0	0	0	0 *	0	0		262	256	1	6	+29	-6	
CUMULATIVE	0	0	0	0 *	0	0		262	265	1	16	+42	+3	
HUNTER 27X														
2019	0	0	0	0 *	0	0		202	196	1	6	+11	-6	
CUMULATIVE	0	0	0	0 *	0	0		202	196	1	6	+11	-6	

Boat Class /Year	Flying Sails (FS)							Non-Flying Sails (NFS)						
	AVG ASP	Calc ASP	#Diff Boats	#Races Sailed	Std Dev	Calc Diff	HDCP ALERT	AVG ASP	Calc ASP	#Diff Boats	#Races Sailed	Std Dev	Calc Diff	HDCP ALERT
HUNTER 28 WK														
2016	0	0	0	0 *	0	0		232	245	2	13	+29	+13	
2018	0	0	0	0 *	0	0		228	193	1	6	+28	-35	
2019	0	0	0	0 *	0	0		228	228	1	6	0	0	
CUMULATIVE	0	0	0	0 *	0	0		230	228	2	25	+22	-2	
HUNTER 28.5														
2015	168	138	1	19	+21	-30	?	0	0	0	0 *	0	0	
2016	165	141	1	16	+19	-24	?	224	261	1	9	+39	+37	
CUMULATIVE	167	139	1	35	+20	-28	?	224	261	1	9	+39	+37	
HUNTER 29.5														
2015	0	0	0	0 *	0	0		223	232	2	19	+26	+9	
2016	0	0	0	0 *	0	0		225	225	1	9	+13	0	
2017	0	0	0	0 *	0	0		228	230	1	8	+29	+2	
2018	0	0	0	0 *	0	0		221	221	2	15	+14	0	
2019	0	0	0	0 *	0	0		219	218	2	16	+19	-1	
CUMULATIVE	0	0	0	0 *	0	0		223	225	2	67	+20	+2	
HUNTER 30-2 WK														
2015	0	0	0	0 *	0	0		195	192	1	28	+20	-3	
2016	0	0	0	0 *	0	0		198	183	1	24	+16	-15	?
2017	0	0	0	0 *	0	0		197	198	1	15	+16	+1	
2018	0	0	0	0 *	0	0		197	195	1	11	+11	-2	
2019	0	0	0	0 *	0	0		198	194	2	20	+12	-4	
CUMULATIVE	0	0	0	0 *	0	0		197	191	2	98	+16	-6	
HUNTER 32 VISION														
2015	0	0	0	0 *	0	0		200	242	1	3	+27	+42	
CUMULATIVE	0	0	0	0 *	0	0		200	242	1	3	+27	+42	
HUNTER 320/326 SD														
2015	0	0	0	0 *	0	0		196	236	1	10	+24	+40	
CUMULATIVE	0	0	0	0 *	0	0		196	236	1	10	+24	+40	
HUNTER 33-2														
2015	159	198	1	13	+42	+39		0	0	0	0 *	0	0	
2016	156	203	1	5	+30	+47		0	0	0	0 *	0	0	
2017	159	169	1	14	+32	+10		0	0	0	0 *	0	0	
2018	0	0	0	0 *	0	0		186	193	1	5	+27	+7	
2019	0	0	0	0 *	0	0		186	186	1	7	+32	0	
CUMULATIVE	159	186	1	32	+36	+27	?	186	189	1	12	+30	+3	
HUNTER 33-2 RFM SD														
2015	0	0	0	0 *	0	0		192	191	1	10	+15	-1	
2016	0	0	0	0 *	0	0		205	240	1	7	+45	+35	
CUMULATIVE	0	0	0	0 *	0	0		197	211	2	17	+28	+14	
HUNTER 34														
2015	0	0	0	0 *	0	0		179	159	1	3	+15	-20	
CUMULATIVE	0	0	0	0 *	0	0		179	159	1	3	+15	-20	
HUNTER 34 SD														
2018	0	0	0	0 *	0	0		193	225	1	8	+31	+32	
2019	0	0	0	0 *	0	0		193	198	1	10	+18	+5	
CUMULATIVE	0	0	0	0 *	0	0		193	210	1	18	+24	+17	?

Flying Sails (FS)

Non-Flying Sails (NFS)

Boat Class	AVG	Calc	#Diff	#Races	Std	Calc	HDCP	AVG	Calc	#Diff	#Races	Std	Calc	HDCP
/Year	ASP	ASP	Boats	Sailed	Dev	Diff	ALERT	ASP	ASP	Boats	Sailed	Dev	Diff	ALERT
HUNTER 340 SD/WK														
2017	0	0	0	0*	0	0		174	200	1	8	+37	+26	
2018	0	0	0	0*	0	0		212	212	1	5	+16	0	
CUMULATIVE	0	0	0	0*	0	0		189	205	1	13	+29	+16	
HUNTER 35 LEGEND SD/WK														
2015	0	0	0	0*	0	0		174	162	2	25	+19	-12	??
2016	0	0	0	0*	0	0		172	167	2	17	+18	-5	
2017	0	0	0	0*	0	0		172	172	2	15	+24	0	
2018	0	0	0	0*	0	0		175	186	3	21	+31	+11	
CUMULATIVE	0	0	0	0*	0	0		174	172	3	78	+23	-2	
HUNTER 35.5 LEG WK														
2016	0	0	0	0*	0	0		183	176	1	8	+21	-7	
2017	0	0	0	0*	0	0		162	186	1	6	+22	+24	
2019	0	0	0	0*	0	0		164	183	1	7	+24	+19	
CUMULATIVE	0	0	0	0*	0	0		171	181	3	21	+22	+10	
HUNTER 356/36-2 SD														
2017	0	0	0	0*	0	0		184	152	1	3	+20	-32	
CUMULATIVE	0	0	0	0*	0	0		184	152	1	3	+20	-32	
HUNTER 37														
2015	0	0	0	0*	0	0		196	194	1	15	+24	-2	
2016	0	0	0	0*	0	0		196	193	1	10	+17	-3	
2017	0	0	0	0*	0	0		196	166	1	10	+32	-30	
2018	0	0	0	0*	0	0		196	211	1	10	+22	+15	
CUMULATIVE	0	0	0	0*	0	0		196	191	1	45	+24	-5	
HUNTER 37 LEGEND WK														
2015	0	0	0	0*	0	0		129	153	1	8	+19	+24	
2016	0	0	0	0*	0	0		130	154	1	9	+12	+24	
2017	0	0	0	0*	0	0		129	139	1	7	+19	+10	
2018	0	0	0	0*	0	0		129	138	1	3	+18	+9	
2019	0	0	0	0*	0	0		129	139	1	7	+17	+10	
CUMULATIVE	0	0	0	0*	0	0		129	146	1	34	+17	+17	?
HUNTER 37.5 LEGEND														
2016	0	0	0	0*	0	0		138	156	1	7	+20	+18	
CUMULATIVE	0	0	0	0*	0	0		138	156	1	7	+20	+18	
HUNTER 40														
2017	0	0	0	0*	0	0		162	194	1	15	+23	+32	
CUMULATIVE	0	0	0	0*	0	0		162	194	1	15	+23	+32	
HUNTER 41 SD/WK														
2017	0	0	0	0*	0	0		155	190	1	4	+43	+35	
CUMULATIVE	0	0	0	0*	0	0		155	190	1	4	+43	+35	
IMX 38														
2015	65	55	3	69	+12	-10	???	83	76	2	19	+14	-7	
2016	66	60	3	76	+12	-6		85	78	2	25	+14	-7	
2017	64	52	2	63	+12	-12	??	85	75	2	34	+11	-10	
2018	64	48	2	10	+11	-16		85	80	2	20	+8	-5	
2019	65	56	2	39	+13	-9		85	85	2	18	+5	0	
CUMULATIVE	65	55	3	257	+12	-10	???	85	78	2	116	+11	-7	

CC Review





Flying Sails (FS)

Non-Flying Sails (NFS)

<i>Boat Class</i>	<i>AVG</i>	<i>Calc</i>	<i>#Diff</i>	<i>#Races</i>	<i>Std</i>	<i>Calc</i>	<i>HDCP</i>	<i>AVG</i>	<i>Calc</i>	<i>#Diff</i>	<i>#Races</i>	<i>Std</i>	<i>Calc</i>	<i>HDCP</i>
<i>/Year</i>	<i>ASP</i>	<i>ASP</i>	<i>Boats</i>	<i>Sailed</i>	<i>Dev</i>	<i>Diff</i>	<i>ALERT</i>	<i>ASP</i>	<i>ASP</i>	<i>Boats</i>	<i>Sailed</i>	<i>Dev</i>	<i>Diff</i>	<i>ALERT</i>
IRWIN 10/4 CB														
2015	0	0	0	0 *	0	0		277	312	1	9	+40	+35	
2019	0	0	0	0 *	0	0		281	328	1	4	+37	+47	
CUMULATIVE	0	0	0	0 *	0	0		278	317	1	13	+39	+39	
IRWIN 23														
2015	234	209	1	9	+40	-25		0	0	0	0 *	0	0	
2016	234	234	1	6	+21	0		0	0	0	0 *	0	0	
2019	232	218	1	6	+20	-14		0	0	0	0 *	0	0	
CUMULATIVE	233	219	1	21	+29	-14	?	0	0	0	0 *	0	0	
IRWIN 30 CIT														
2015	0	0	0	0 *	0	0		213	204	1	24	+31	-9	
2017	0	0	0	0 *	0	0		213	207	1	13	+31	-6	
2019	0	0	0	0 *	0	0		213	204	1	20	+28	-9	
CUMULATIVE	0	0	0	0 *	0	0		213	205	1	57	+30	-8	
IRWIN 30 COMP														
2015	0	0	0	0 *	0	0		192	192	1	3	+25	0	
2016	0	0	0	0 *	0	0		192	184	1	3	+18	-8	
CUMULATIVE	0	0	0	0 *	0	0		192	188	1	6	+21	-4	
IRWIN 34 CIT SD														
2015	0	0	0	0 *	0	0		218	250	1	5	+21	+32	
CUMULATIVE	0	0	0	0 *	0	0		218	250	1	5	+21	+32	
ISLANDER 30 BAHAMA														
2015	0	0	0	0 *	0	0		209	191	2	13	+17	-18	
2016	0	0	0	0 *	0	0		204	192	1	4	+32	-12	
2017	0	0	0	0 *	0	0		204	212	1	3	+18	+8	
2018	0	0	0	0 *	0	0		204	227	1	7	+31	+23	
2019	0	0	0	0 *	0	0		204	204	1	5	+13	0	
CUMULATIVE	0	0	0	0 *	0	0		206	203	2	32	+21	-3	
ISLANDER 36														
2016	0	0	0	0 *	0	0		193	192	1	6	+46	-1	
2018	0	0	0	0 *	0	0		175	167	2	11	+9	-8	
2019	142	140	1	11	+16	-2		169	158	1	9	+16	-11	
CUMULATIVE	142	140	1	11	+16	-2		177	169	2	26	+20	-8	
J 100 CF														
2016	70	70	1	15	+17	0		0	0	0	0 *	0	0	
2017	73	83	1	23	+19	+10		0	0	0	0 *	0	0	
2018	73	76	1	19	+10	+3		0	0	0	0 *	0	0	
2019	73	72	1	17	+5	-1		0	0	0	0 *	0	0	
CUMULATIVE	72	76	1	74	+13	+4		0	0	0	0 *	0	0	
J 105 -SB														
2015	93	86	5	53	+17	-7	????	121	124	1	11	+19	+3	
2016	95	86	7	73	+23	-9	????	122	118	1	11	+14	-4	
2017	94	89	5	48	+23	-5		0	0	0	0 *	0	0	
2018	94	75	4	42	+21	-19	????	0	0	0	0 *	0	0	
2019	94	82	4	42	+17	-12	????	121	121	1	10	+24	0	
<b>CUMULATIVE</b>	<b>94</b>	<b>84</b>	<b>7</b>	<b>258</b>	<b>+20</b>	<b>-10</b>	<b>????</b>	121	121	1	32	+19	0	

CC Review



Flying Sails (FS)

Non-Flying Sails (NFS)

Boat Class	AVG	Calc	#Diff	#Races	Std	Calc	HDCP	AVG	Calc	#Diff	#Races	Std	Calc	HDCP
/Year	ASP	ASP	Boats	Sailed	Dev	Diff	ALERT	ASP	ASP	Boats	Sailed	Dev	Diff	ALERT

CC Review

J 109														
2015	76	74	4	58	+15	-2		110	92	2	25	+24	-18	??
2016	78	75	3	43	+15	-3		106	81	2	29	+18	-25	??
2017	75	74	3	42	+12	-1		103	80	3	22	+21	-23	
2018	76	76	3	27	+12	0		104	87	3	26	+23	-17	
2019	75	80	3	42	+21	+5		110	101	2	13	+15	-9	
CUMULATIVE	76	76	5	212	+15	0		106	87	4	115	+21	-19	?????



J 111 -SB

2015	37	32	1	5	+8	-5		0	0	0	0*	0	0	
2016	41	26	1	8	+31	-15		0	0	0	0*	0	0	
2017	40	17	1	10	+6	-23		0	0	0	0*	0	0	
2018	40	36	1	10	+15	-4		0	0	0	0*	0	0	
2019	40	37	1	10	+13	-3		0	0	0	0*	0	0	
CUMULATIVE	40	29	1	43	+15	-11		0	0	0	0*	0	0	

New Class

J 112E

2018	78	82	1	10	+12	+4		0	0	0	0*	0	0	
2019	77	79	1	12	+13	+2		0	0	0	0*	0	0	
CUMULATIVE	77	80	1	22	+13	+3		0	0	0	0*	0	0	

J 120 CF

2015	54	48	1	10	+8	-6		0	0	0	0*	0	0	
2016	51	42	1	6	+5	-9		0	0	0	0*	0	0	
2017	50	44	2	24	+15	-6		0	0	0	0*	0	0	
2018	50	38	2	14	+14	-12		0	0	0	0*	0	0	
2019	50	40	2	19	+14	-10		0	0	0	0*	0	0	
CUMULATIVE	51	42	2	73	+13	-9		0	0	0	0*	0	0	

J 122 CF

2017	42	35	1	21	+9	-7		0	0	0	0*	0	0	
2018	42	19	1	12	+12	-23		0	0	0	0*	0	0	
2019	33	36	1	25	+15	+3		0	0	0	0*	0	0	
CUMULATIVE	38	32	1	58	+12	-6		0	0	0	0*	0	0	

J 124 CF

2015	15	60	1	10	+22	+45		52	74	1	11	+27	+22	
2016	24	72	1	8	+17	+48		69	82	1	7	+17	+13	
2018	0	0	0	0*	0	0		68	75	1	5	+15	+7	
CUMULATIVE	19	65	1	18	+19	+46	?	61	77	1	23	+21	+16	?

District Review MCC(TORW)

J 133 -SB

2015	34	18	1	35	+28	-16	?	0	0	0	0*	0	0	
2016	32	16	1	34	+16	-16	?	0	0	0	0*	0	0	
2017	25	4	1	35	+10	-21	?	0	0	0	0*	0	0	
2018	25	6	1	26	+13	-19	?	0	0	0	0*	0	0	
2019	22	6	1	30	+9	-16	?	0	0	0	0*	0	0	
CUMULATIVE	28	10	1	160	+15	-18	?	0	0	0	0*	0	0	

CC Review

J 22 \*\*

2015	169	155	17	139	+21	-14	?????	198	148	3	28	+19	-50	
2016	170	161	15	135	+18	-9	????	199	162	4	27	+18	-37	
2017	170	163	11	62	+16	-7	????	199	160	2	12	+17	-39	
2018	170	165	9	71	+21	-5		189	175	4	23	+19	-14	
2019	170	165	8	65	+20	-5		189	158	5	30	+21	-31	
CUMULATIVE	170	161	22	472	+19	-9	????	194	160	7	120	+19	-34	?????



Flying Sails (FS)

Non-Flying Sails (NFS)

Boat Class	AVG	Calc	#Diff	#Races	Std	Calc	HDCP	AVG	Calc	#Diff	#Races	Std	Calc	HDCP
/Year	ASP	ASP	Boats	Sailed	Dev	Diff	ALERT	ASP	ASP	Boats	Sailed	Dev	Diff	ALERT

CC Review

J 24 **														
2015	164	160	26	272	+18	-4		190	170	3	44	+26	-20	???
2016	164	161	28	277	+20	-3		189	164	6	44	+19	-25	????
2017	164	165	22	216	+18	+1		192	188	6	58	+28	-4	
2018	164	157	25	249	+18	-7	????	191	202	6	39	+27	+11	
2019	164	153	21	229	+17	-11	????	180	168	4	36	+20	-12	
CUMULATIVE	164	159	48	1243	+18	-5		189	179	10	221	+24	-10	????

CC Review

J 27														
2015	123	117	10	78	+24	-6	????	0	0	0	0 *	0	0	
2016	126	100	6	50	+15	-26	????	142	114	3	13	+25	-28	
2017	121	111	3	21	+23	-10		0	0	0	0 *	0	0	
2018	121	106	8	60	+19	-15	????	135	130	1	8	+16	-5	
2019	120	119	4	33	+13	-1		0	0	0	0 *	0	0	
CUMULATIVE	123	111	15	242	+19	-12	?????	139	120	4	21	+22	-19	

CC Review

J 28														
2015	0	0	0	0 *	0	0		189	208	2	17	+37	+19	
2016	0	0	0	0 *	0	0		191	204	2	22	+25	+13	??
2017	0	0	0	0 *	0	0		191	196	2	16	+20	+5	
2018	0	0	0	0 *	0	0		191	199	2	18	+18	+8	
2019	0	0	0	0 *	0	0		190	204	2	18	+16	+14	
CUMULATIVE	0	0	0	0 *	0	0		190	202	3	91	+23	+12	???

J 29 7/8 IB

2015	111	118	1	10	+13	+7		0	0	0	0 *	0	0	
2016	111	113	1	10	+15	+2		0	0	0	0 *	0	0	
2017	112	140	1	5	+14	+28		0	0	0	0 *	0	0	
2018	115	120	1	11	+3	+5		0	0	0	0 *	0	0	
2019	115	117	1	11	+24	+2		0	0	0	0 *	0	0	
CUMULATIVE	113	119	1	47	+14	+6		0	0	0	0 *	0	0	

District Review  
FBYC(TORE)  
FHYC(RDP)

J 29 7/8 OB														
2015	104	79	2	19	+18	-25		0	0	0	0 *	0	0	
2016	105	86	1	17	+24	-19	?	0	0	0	0 *	0	0	
2017	104	103	2	17	+13	-1		0	0	0	0 *	0	0	
2018	103	82	1	4	+18	-21		0	0	0	0 *	0	0	
2019	105	76	1	15	+15	-29		0	0	0	0 *	0	0	
CUMULATIVE	104	86	2	72	+18	-18	??	0	0	0	0 *	0	0	

J 29 MH OB

2015	102	77	1	3	+4	-25		0	0	0	0 *	0	0	
2017	102	92	1	3	+2	-10		0	0	0	0 *	0	0	
2018	102	95	1	11	+10	-7		0	0	0	0 *	0	0	
2019	102	99	1	11	+9	-3		0	0	0	0 *	0	0	
CUMULATIVE	102	94	1	28	+8	-8		0	0	0	0 *	0	0	

CC Review

J 30														
2015	134	125	10	109	+14	-9	????	153	138	3	27	+13	-15	
2016	130	128	8	109	+13	-2		149	138	1	19	+12	-11	
2017	130	123	6	70	+14	-7	????	152	150	3	23	+12	-2	
2018	131	131	6	86	+14	0		151	147	3	26	+13	-4	
2019	130	132	6	87	+13	+2		152	145	4	30	+10	-7	
CUMULATIVE	131	128	12	461	+14	-3		152	144	6	125	+12	-8	????

Flying Sails (FS)

Non-Flying Sails (NFS)

Boat Class	AVG	Calc	#Diff	#Races	Std	Calc	HDCP	AVG	Calc	#Diff	#Races	Std	Calc	HDCP
/Year	ASP	ASP	Boats	Sailed	Dev	Diff	ALERT	ASP	ASP	Boats	Sailed	Dev	Diff	ALERT
J 33														
2015	90	82	1	26	+11	-8		108	113	1	9	+28	+5	
2016	92	90	1	14	+15	-2		0	0	0	0 *	0	0	
2017	96	105	1	10	+25	+9		108	87	1	3	+9	-21	
2018	93	88	1	14	+11	-5		0	0	0	0 *	0	0	
2019	90	90	1	10	+16	0		0	0	0	0 *	0	0	
CUMULATIVE	92	89	2	74	+14	-3		108	106	1	12	+24	-2	
J 34														
2015	114	113	1	9	+6	-1		135	125	1	5	+22	-10	
2017	0	0	0	0 *	0	0		135	126	1	15	+35	-9	
2018	0	0	0	0 *	0	0		135	123	1	11	+21	-12	
CUMULATIVE	114	113	1	9	+6	-1		135	125	1	31	+28	-10	
J 34C SD														
2015	123	112	1	4	+21	-11		144	162	1	5	+24	+18	
2017	123	104	1	3	+2	-19		0	0	0	0 *	0	0	
2018	127	105	1	18	+14	-22	?	148	180	1	6	+27	+32	
2019	127	106	1	22	+11	-21	?	154	162	1	4	+9	+8	
CUMULATIVE	126	106	1	47	+12	-20	?	148	169	1	15	+21	+21	
J 35 **														
2015	72	76	13	196	+18	+4		93	97	5	52	+22	+4	
2016	72	76	10	145	+20	+4		93	101	5	48	+22	+8	????
2017	72	70	11	165	+17	-2		93	110	3	24	+13	+17	
2018	72	71	10	117	+15	-1		92	104	2	25	+25	+12	??
2019	72	72	12	128	+16	0		93	112	1	11	+15	+19	
CUMULATIVE	72	73	16	751	+18	+1		93	102	6	160	+21	+9	????
J 35C														
2015	0	0	0	0 *	0	0		120	114	1	9	+13	-6	
2016	98	89	1	3	+4	-9		0	0	0	0 *	0	0	
2017	0	0	0	0 *	0	0		122	120	1	11	+6	-2	
2018	98	83	1	4	+10	-15		120	123	1	15	+18	+3	
2019	98	98	1	5	+14	0		120	122	2	19	+21	+2	
CUMULATIVE	98	91	1	12	+10	-7		120	121	2	54	+16	+1	
J 70 CF -SB														
2015	111	115	3	22	+21	+4		0	0	0	0 *	0	0	
2016	111	119	3	27	+20	+8		0	0	0	0 *	0	0	
2017	110	112	5	29	+13	+2		0	0	0	0 *	0	0	
2018	111	115	6	36	+15	+4		0	0	0	0 *	0	0	
2019	117	116	7	38	+17	-1		0	0	0	0 *	0	0	
CUMULATIVE	112	116	10	152	+17	+4		0	0	0	0 *	0	0	
J 80 -SB														
2015	123	116	14	146	+20	-7	????	153	151	4	23	+12	-2	
2016	124	118	12	113	+15	-6	????	155	155	5	39	+18	0	
2017	125	122	13	107	+23	-3		154	129	2	10	+5	-25	
2018	123	115	10	118	+12	-8	????	141	165	1	8	+23	+24	
2019	124	122	16	161	+16	-2		155	88	1	4	+33	-67	
CUMULATIVE	124	119	20	645	+17	-5		153	149	6	84	+16	-4	

CC Review

CC Review

Review Request

Review Request





**Flying Sails (FS)**

**Non-Flying Sails (NFS)**

<i>Boat Class</i>	<i>AVG</i>	<i>Calc</i>	<i>#Diff</i>	<i>#Races</i>	<i>Std</i>	<i>Calc</i>	<i>HDCP</i>	<i>AVG</i>	<i>Calc</i>	<i>#Diff</i>	<i>#Races</i>	<i>Std</i>	<i>Calc</i>	<i>HDCP</i>
<i>/Year</i>	<i>ASP</i>	<i>ASP</i>	<i>Boats</i>	<i>Sailed</i>	<i>Dev</i>	<i>Diff</i>	<i>ALERT</i>	<i>ASP</i>	<i>ASP</i>	<i>Boats</i>	<i>Sailed</i>	<i>Dev</i>	<i>Diff</i>	<i>ALERT</i>
<b>J 88 CF -SB</b>														
2015	81	90	5	74	+18	+9	????	117	126	2	12	+24	+9	
2016	85	82	2	14	+18	-3		120	117	4	32	+24	-3	
2017	84	87	4	43	+20	+3		120	128	1	5	+8	+8	
2018	86	87	4	39	+14	+1		120	118	5	25	+13	-2	
2019	85	88	4	51	+18	+3		0	0	0	0*	0	0	
CUMULATIVE	84	88	9	221	+17	+4		119	120	7	74	+19	+1	
<b>J 92 -SB</b>														
2015	105	93	1	13	+18	-12		0	0	0	0*	0	0	
2016	101	100	1	5	+21	-1		0	0	0	0*	0	0	
2017	101	100	1	4	0	-1		0	0	0	0*	0	0	
2018	0	0	0	0*	0	0		123	117	1	9	+27	-6	
2019	101	89	1	9	+19	-12		123	122	1	5	+22	-1	
CUMULATIVE	103	94	1	31	+16	-9		123	119	1	14	+25	-4	
<b>J 92S -SB</b>														
2015	98	127	1	4	+23	+29		129	127	1	7	+11	-2	
2016	0	0	0	0*	0	0		129	129	1	3	+1	0	
2017	0	0	0	0*	0	0		129	148	1	6	+20	+19	
2018	0	0	0	0*	0	0		129	130	1	6	+11	+1	
CUMULATIVE	98	127	1	4	+23	+29		129	134	1	22	+12	+5	
<b>J 99</b>														
<span style="border: 1px solid black; padding: 2px;">New Class</span>	2019	76	64	1	4	+21	-12	107	83	1	6	+13	-24	
	CUMULATIVE	76	64	1	4	+21	-12	107	83	1	6	+13	-24	
<b>JEANNEAU 27 FANTASIA</b>														
2015	0	0	0	0*	0	0		252	260	2	19	+39	+8	
2016	0	0	0	0*	0	0		245	212	1	8	+22	-33	
2017	0	0	0	0*	0	0		245	237	1	5	+15	-8	
2018	0	0	0	0*	0	0		245	246	1	11	+38	+1	
2019	0	0	0	0*	0	0		250	235	2	11	+26	-15	
CUMULATIVE	0	0	0	0*	0	0		249	243	3	54	+31	-6	
<b>JEANNEAU 3200 SUN FAST</b>														
2015	95	100	1	9	+12	+5		0	0	0	0*	0	0	
2016	97	99	1	13	+10	+2		0	0	0	0*	0	0	
2017	96	95	1	9	+16	-1		0	0	0	0*	0	0	
CUMULATIVE	96	98	1	31	+12	+2		0	0	0	0*	0	0	
<b>JEANNEAU 3200 SUN FAST MOD CF</b>														
<span style="border: 1px solid black; padding: 2px;">New Class</span>	2018	87	96	1	6	+21	+9	0	0	0	0*	0	0	
	2019	87	93	1	11	+27	+6	0	0	0	0*	0	0	
	CUMULATIVE	87	94	1	17	+25	+7	0	0	0	0*	0	0	
<b>JEANNEAU 32i SUN FAST</b>														
2015	132	132	1	12	+20	0		0	0	0	0*	0	0	
2016	133	130	1	11	+20	-3		160	146	1	6	+17	-14	
2017	132	135	1	9	+26	+3		0	0	0	0*	0	0	
CUMULATIVE	132	132	1	32	+22	0		160	146	1	6	+17	-14	
<b>JEANNEAU 35 SUN FAST</b>														
2018	0	0	0	0*	0	0		127	134	1	4	+26	+7	
CUMULATIVE	0	0	0	0*	0	0		127	134	1	4	+26	+7	

Flying Sails (FS)

Non-Flying Sails (NFS)

<i>Boat Class</i>	<i>AVG</i>	<i>Calc</i>	<i>#Diff</i>	<i>#Races</i>	<i>Std</i>	<i>Calc</i>	<i>HDCP</i>	<i>AVG</i>	<i>Calc</i>	<i>#Diff</i>	<i>#Races</i>	<i>Std</i>	<i>Calc</i>	<i>HDCP</i>
<i>/Year</i>	<i>ASP</i>	<i>ASP</i>	<i>Boats</i>	<i>Sailed</i>	<i>Dev</i>	<i>Diff</i>	<i>ALERT</i>	<i>ASP</i>	<i>ASP</i>	<i>Boats</i>	<i>Sailed</i>	<i>Dev</i>	<i>Diff</i>	<i>ALERT</i>
JEANNEAU 37 SUN FAST														
2015	0	0	0	0 *	0	0		141	141	1	7	+32	0	
2016	118	125	1	5	+26	+7		0	0	0	0 *	0	0	
2017	118	117	1	6	+27	-1		0	0	0	0 *	0	0	
2018	118	112	1	12	+24	-6		0	0	0	0 *	0	0	
2019	118	104	1	8	+14	-14		0	0	0	0 *	0	0	
CUMULATIVE	118	113	1	31	+22	-5		141	141	1	7	+32	0	
JEANNEAU 39 REGAT FR														
2018	0	0	0	0 *	0	0		138	156	1	10	+24	+18	
2019	0	0	0	0 *	0	0		138	126	1	5	+32	-12	
CUMULATIVE	0	0	0	0 *	0	0		138	146	1	15	+27	+8	
K6 SK -SB														
2016	128	130	1	4	+8	+2		0	0	0	0 *	0	0	
CUMULATIVE	128	130	1	4	+8	+2		0	0	0	0 *	0	0	
KELT 7.6 OB														
2015	217	232	1	5	+43	+15		248	273	1	12	+23	+25	
2016	217	169	1	7	+25	-48		0	0	0	0 *	0	0	
2017	217	216	1	7	+20	-1		0	0	0	0 *	0	0	
2018	217	217	1	7	+23	0		0	0	0	0 *	0	0	
2019	217	204	1	4	+19	-13		0	0	0	0 *	0	0	
CUMULATIVE	217	206	1	30	+26	-11		248	273	1	12	+23	+25	
KILLING 37 CUS														
2015	99	92	1	12	+15	-7		0	0	0	0 *	0	0	
2016	99	92	1	16	+20	-7		0	0	0	0 *	0	0	
2017	99	83	1	9	+11	-16		0	0	0	0 *	0	0	
2018	99	105	1	11	+9	+6		0	0	0	0 *	0	0	
2019	99	72	1	7	+29	-27		0	0	0	0 *	0	0	
CUMULATIVE	99	90	1	55	+16	-9		0	0	0	0 *	0	0	
KILLING 40 CUS														
2016	0	0	0	0 *	0	0		90	52	1	4	+41	-38	
2017	0	0	0	0 *	0	0		89	88	1	4	+15	-1	
CUMULATIVE	0	0	0	0 *	0	0		90	70	1	8	+28	-20	
KILLING 50 CUS														
2015	0	0	0	0 *	0	0		5	22	1	10	+18	+17	
2017	0	0	0	0 *	0	0		10	33	1	3	+8	+23	
2018	0	0	0	0 *	0	0		7	49	1	10	+16	+42	
CUMULATIVE	0	0	0	0 *	0	0		7	35	1	23	+16	+28	?
KIRBY 23														
2016	0	0	0	0 *	0	0		224	204	1	20	+17	-20	?
2017	0	0	0	0 *	0	0		222	205	1	9	+19	-17	
2018	0	0	0	0 *	0	0		222	190	1	11	+28	-32	
2019	0	0	0	0 *	0	0		214	207	1	17	+18	-7	
CUMULATIVE	0	0	0	0 *	0	0		220	203	1	57	+20	-17	?
KIRBY 25 **														
2015	165	160	15	140	+17	-5		177	167	1	11	+21	-10	
2016	167	159	10	104	+20	-8	????	184	149	1	13	+16	-35	
2017	166	162	10	87	+21	-4		183	151	1	10	+14	-32	
2018	166	168	9	102	+20	+2		183	156	2	16	+30	-27	
2019	165	163	9	105	+16	-2		184	165	2	14	+22	-19	
CUMULATIVE	166	162	18	538	+18	-4		182	158	3	64	+21	-24	???

CC Review

CC Review

**Flying Sails (FS)**

**Non-Flying Sails (NFS)**

<i>Boat Class</i>	<i>AVG</i>	<i>Calc</i>	<i>#Diff</i>	<i>#Races</i>	<i>Std</i>	<i>Calc</i>	<i>HDCP</i>	<i>AVG</i>	<i>Calc</i>	<i>#Diff</i>	<i>#Races</i>	<i>Std</i>	<i>Calc</i>	<i>HDCP</i>
<i>/Year</i>	<i>ASP</i>	<i>ASP</i>	<i>Boats</i>	<i>Sailed</i>	<i>Dev</i>	<i>Diff</i>	<i>ALERT</i>	<i>ASP</i>	<i>ASP</i>	<i>Boats</i>	<i>Sailed</i>	<i>Dev</i>	<i>Diff</i>	<i>ALERT</i>
<b>KIRBY 30</b>														
2015	132	134	3	48	+21	+2		0	0	0	0 *	0	0	
2016	134	141	4	51	+16	+7	????	0	0	0	0 *	0	0	
2017	134	144	4	52	+22	+10	????	0	0	0	0 *	0	0	
2018	138	136	4	45	+17	-2		154	164	2	12	+14	+10	
2019	135	136	4	14	+5	+1		155	187	1	3	+31	+32	
CUMULATIVE	135	139	6	210	+18	+4		154	168	2	15	+17	+14	
<b>KIRBY 36 MOD 2</b>														
2015	98	99	1	10	+17	+1		0	0	0	0 *	0	0	
2018	98	73	1	5	+19	-25		0	0	0	0 *	0	0	
2019	98	94	1	5	+3	-4		0	0	0	0 *	0	0	
CUMULATIVE	98	91	1	20	+14	-7		0	0	0	0 *	0	0	
<b>KIWI 22</b>														
2015	0	0	0	0 *	0	0		220	218	1	8	+26	-2	
2016	0	0	0	0 *	0	0		216	224	1	5	+46	+8	
2017	0	0	0	0 *	0	0		223	204	1	5	+15	-19	
2018	198	198	1	3	+11	0		0	0	0	0 *	0	0	
2019	0	0	0	0 *	0	0		219	158	1	6	+25	-61	
CUMULATIVE	198	198	1	3	+11	0		220	201	1	24	+28	-19	?
<b>LASER 28 **</b>														
2015	128	125	14	160	+14	-3		147	141	1	3	+25	-6	
2016	128	127	15	177	+13	-1		0	0	0	0 *	0	0	
2017	128	127	12	106	+16	-1		0	0	0	0 *	0	0	
2018	127	122	13	134	+15	-5		147	154	1	7	+30	+7	
2019	128	122	13	135	+12	-6	????	0	0	0	0 *	0	0	
CUMULATIVE	128	125	18	712	+14	-3		147	150	2	10	+29	+3	
<b>LUNA 24 TM MOD 2</b>														
2019	174	188	1	7	+32	+14		0	0	0	0 *	0	0	
CUMULATIVE	174	188	1	7	+32	+14		0	0	0	0 *	0	0	
<b>MARTIN 24-2</b>														
2015	155	175	1	12	+31	+20		186	186	1	3	+24	0	
2016	155	159	1	11	+25	+4		0	0	0	0 *	0	0	
CUMULATIVE	155	167	1	23	+28	+12	?	186	186	1	3	+24	0	
<b>MARTIN 243</b>														
2016	86	86	1	9	+9	0		0	0	0	0 *	0	0	
CUMULATIVE	86	86	1	9	+9	0		0	0	0	0 *	0	0	
<b>MELGES 20 CF -SB</b>														
2015	114	128	1	6	+19	+14		165	164	1	5	+23	-1	
2016	0	0	0	0 *	0	0		162	172	1	7	+21	+10	
2017	129	160	1	6	+37	+31		0	0	0	0 *	0	0	
CUMULATIVE	122	144	2	12	+28	+22		163	169	1	12	+22	+6	
<b>MELGES 24 CF -SB</b>														
2015	88	105	2	15	+13	+17		0	0	0	0 *	0	0	
2016	87	94	3	21	+11	+7		0	0	0	0 *	0	0	
2017	87	72	3	22	+20	-15		0	0	0	0 *	0	0	
2018	87	68	3	17	+19	-19		0	0	0	0 *	0	0	
2019	87	62	1	4	+4	-25		0	0	0	0 *	0	0	
CUMULATIVE	87	83	5	79	+15	-4		0	0	0	0 *	0	0	
<b>MELGES 30/32 MOD CF -SB</b>														
2019	24	25	1	17	+16	+1		0	0	0	0 *	0	0	
CUMULATIVE	24	25	1	17	+16	+1		0	0	0	0 *	0	0	

New Class

Flying Sails (FS)

Non-Flying Sails (NFS)

Boat Class	AVG	Calc	#Diff	#Races	Std	Calc	HDCP	AVG	Calc	#Diff	#Races	Std	Calc	HDCP
/Year	ASP	ASP	Boats	Sailed	Dev	Diff	ALERT	ASP	ASP	Boats	Sailed	Dev	Diff	ALERT
<b>MELGES 32 CF -SB</b>														
CC Review	2015	31	0	1	18	+22	-31	?	0	0	0	0*	0	0
	2016	29	16	2	23	+8	-13	??	0	0	0	0*	0	0
	2017	27	22	2	18	+7	-5		0	0	0	0*	0	0
	2018	27	20	2	6	+5	-7		0	0	0	0*	0	0
	2019	27	15	2	24	+8	-12	??	0	0	0	0*	0	0
	<b>CUMULATIVE</b>	<b>28</b>	<b>14</b>	<b>2</b>	<b>89</b>	<b>+10</b>	<b>-14</b>	<b>??</b>	0	0	0	0*	0	0
<b>MERIT 25</b>														
	2017	172	201	1	4	+39	+29		0	0	0	0*	0	0
	2018	172	216	1	17	+26	+44	?	192	183	1	6	+11	-9
	2019	172	206	1	23	+31	+34	?	0	0	0	0*	0	0
	<b>CUMULATIVE</b>	<b>172</b>	<b>209</b>	<b>1</b>	<b>44</b>	<b>+30</b>	<b>+37</b>	<b>?</b>	<b>192</b>	<b>183</b>	<b>1</b>	<b>6</b>	<b>+11</b>	<b>-9</b>
<b>MIRAGE 24</b>														
CC Review	2015	219	219	2	28	+18	0		241	213	1	11	+21	-28
	2016	222	250	1	13	+29	+28		247	228	1	13	+24	-19
	2017	218	225	3	26	+24	+7		245	235	1	5	+14	-10
	2018	220	233	4	83	+21	+13	?????	247	247	1	12	+25	0
	2019	220	225	4	76	+15	+5		247	208	1	11	+17	-39
	<b>CUMULATIVE</b>	<b>220</b>	<b>229</b>	<b>4</b>	<b>226</b>	<b>+20</b>	<b>+9</b>	<b>????</b>	<b>246</b>	<b>226</b>	<b>1</b>	<b>52</b>	<b>+21</b>	<b>-20</b>
														?
<b>MIRAGE 25</b>														
	2015	213	213	2	15	+28	0		234	228	4	59	+24	-6
	2016	0	0	0	0*	0	0		234	233	2	52	+17	-1
	2017	213	200	1	9	+17	-13		235	228	2	26	+11	-7
	2018	213	211	1	11	+17	-2		232	230	2	29	+13	-2
	2019	213	212	1	6	+27	-1		232	225	2	32	+21	-7
	<b>CUMULATIVE</b>	<b>213</b>	<b>210</b>	<b>2</b>	<b>41</b>	<b>+23</b>	<b>-3</b>		<b>234</b>	<b>229</b>	<b>4</b>	<b>198</b>	<b>+19</b>	<b>-5</b>
														????
<b>MIRAGE 25 IB</b>														
	2015	0	0	0	0*	0	0		240	218	1	20	+25	-22
	2018	0	0	0	0*	0	0		245	262	1	9	+25	+17
	<b>CUMULATIVE</b>	<b>0</b>	<b>0</b>	<b>0</b>	<b>0*</b>	<b>0</b>	<b>0</b>		<b>242</b>	<b>232</b>	<b>2</b>	<b>29</b>	<b>+25</b>	<b>-10</b>
														?
<b>MIRAGE 27-1</b>														
District Review	2016	0	0	0	0*	0	0		233	265	1	7	+28	+32
ABYC(TORW)	2017	0	0	0	0*	0	0		229	268	1	9	+29	+39
MBSC(GHPF)	2018	0	0	0	0*	0	0		240	254	1	12	+14	+14
THSC(TORE)	2019	0	0	0	0*	0	0		240	255	1	14	+34	+15
	<b>CUMULATIVE</b>	<b>0</b>	<b>0</b>	<b>0</b>	<b>0*</b>	<b>0</b>	<b>0</b>		<b>236</b>	<b>259</b>	<b>2</b>	<b>42</b>	<b>+26</b>	<b>+23</b>
														??
<b>MIRAGE 27-2</b>														
	2015	0	0	0	0*	0	0		234	234	1	7	+29	0
	2016	0	0	0	0*	0	0		239	222	2	24	+27	-17
	2017	0	0	0	0*	0	0		252	268	1	3	+41	+16
	2018	0	0	0	0*	0	0		236	244	1	20	+35	+8
	2019	0	0	0	0*	0	0		236	249	1	9	+34	+13
	<b>CUMULATIVE</b>	<b>0</b>	<b>0</b>	<b>0</b>	<b>0*</b>	<b>0</b>	<b>0</b>		<b>238</b>	<b>236</b>	<b>3</b>	<b>63</b>	<b>+31</b>	<b>-2</b>
														??
<b>MIRAGE 275</b>														
	2015	0	0	0	0*	0	0		240	233	2	14	+15	-7
	2016	0	0	0	0*	0	0		247	253	1	3	+42	+6
	2018	0	0	0	0*	0	0		245	245	1	5	+37	0
	<b>CUMULATIVE</b>	<b>0</b>	<b>0</b>	<b>0</b>	<b>0*</b>	<b>0</b>	<b>0</b>		<b>242</b>	<b>238</b>	<b>2</b>	<b>22</b>	<b>+24</b>	<b>-4</b>



Flying Sails (FS)

Non-Flying Sails (NFS)

Boat Class	AVG	Calc	#Diff	#Races	Std	Calc	HDCP	AVG	Calc	#Diff	#Races	Std	Calc	HDCP
/Year	ASP	ASP	Boats	Sailed	Dev	Diff	ALERT	ASP	ASP	Boats	Sailed	Dev	Diff	ALERT

CC Review

MIRAGE 29														
2016	0	0	0	0*	0	0		213	244	1	5	+18	+31	
2017	0	0	0	0*	0	0		213	228	2	13	+30	+15	
2018	0	0	0	0*	0	0		205	246	1	10	+17	+41	
2019	0	0	0	0*	0	0		203	215	2	14	+21	+12	
CUMULATIVE	0	0	0	0*	0	0		208	230	4	42	+22	+22	????



MIRAGE 30														
2015	0	0	0	0*	0	0		211	240	1	5	+27	+29	
2017	0	0	0	0*	0	0		210	198	1	3	+28	-12	
2018	0	0	0	0*	0	0		211	234	1	5	+26	+23	
CUMULATIVE	0	0	0	0*	0	0		211	228	3	13	+27	+17	

MIRAGE 33														
2015	0	0	0	0*	0	0		171	162	2	39	+23	-9	
2016	157	159	1	30	+20	+2		0	0	0	0*	0	0	
2017	153	161	1	21	+13	+8		175	183	1	9	+22	+8	
2018	153	169	1	19	+21	+16	?	175	175	1	9	+36	0	
2019	153	168	1	18	+25	+15	?	175	158	1	9	+20	-17	
CUMULATIVE	154	164	1	88	+20	+10		173	166	2	66	+24	-7	

MIRAGE 35														
2016	0	0	0	0*	0	0		180	185	1	13	+30	+5	
CUMULATIVE	0	0	0	0*	0	0		180	185	1	13	+30	+5	

MIRAGE 39 WK														
2015	0	0	0	0*	0	0		153	161	1	6	+43	+8	
CUMULATIVE	0	0	0	0*	0	0		153	161	1	6	+43	+8	

MORGAN 27														
2015	180	181	1	3	+4	+1		204	211	1	8	+24	+7	
2016	183	207	1	4	+19	+24		0	0	0	0*	0	0	
2017	180	164	1	9	+26	-16		0	0	0	0*	0	0	
2018	181	170	1	6	+30	-11		0	0	0	0*	0	0	
2019	181	167	1	5	+5	-14		0	0	0	0*	0	0	
CUMULATIVE	181	174	1	27	+20	-7		204	211	1	8	+24	+7	

MORGAN 30/300														
2015	0	0	0	0*	0	0		237	172	1	6	+18	-65	
2018	0	0	0	0*	0	0		243	240	1	6	+14	-3	
2019	0	0	0	0*	0	0		241	219	1	7	+19	-22	
CUMULATIVE	0	0	0	0*	0	0		240	211	1	19	+17	-29	?

District Review BAYC(TORE)

MULL 22 MOD														
2015	159	137	1	13	+13	-22		0	0	0	0*	0	0	
2016	159	142	1	13	+10	-17		0	0	0	0*	0	0	
2017	159	120	1	9	+24	-39		0	0	0	0*	0	0	
2018	159	129	1	13	+8	-30		0	0	0	0*	0	0	
2019	159	152	1	10	+18	-7		0	0	0	0*	0	0	
CUMULATIVE	159	136	1	58	+14	-23	?	0	0	0	0*	0	0	

NASH 26 OB MOD														
2016	0	0	0	0*	0	0		266	305	1	3	+27	+39	
CUMULATIVE	0	0	0	0*	0	0		266	305	1	3	+27	+39	

NASSAU 34														
2017	0	0	0	0*	0	0		219	243	1	3	+35	+24	
CUMULATIVE	0	0	0	0*	0	0		219	243	1	3	+35	+24	

Flying Sails (FS)

Non-Flying Sails (NFS)

<i>Boat Class</i>	<i>AVG</i>	<i>Calc</i>	<i>#Diff</i>	<i>#Races</i>	<i>Std</i>	<i>Calc</i>	<i>HDCP</i>	<i>AVG</i>	<i>Calc</i>	<i>#Diff</i>	<i>#Races</i>	<i>Std</i>	<i>Calc</i>	<i>HDCP</i>
<i>/Year</i>	<i>ASP</i>	<i>ASP</i>	<i>Boats</i>	<i>Sailed</i>	<i>Dev</i>	<i>Diff</i>	<i>ALERT</i>	<i>ASP</i>	<i>ASP</i>	<i>Boats</i>	<i>Sailed</i>	<i>Dev</i>	<i>Diff</i>	<i>ALERT</i>
NAUTILUS 11 METRE														
2015	153	162	1	11	+22	+9		0	0	0	0 *	0	0	
CUMULATIVE	153	162	1	11	+22	+9		0	0	0	0 *	0	0	
NELSON MAREK 30 CUS2 L30														
2015	94	80	1	17	+10	-14	?	0	0	0	0 *	0	0	
2016	95	51	1	9	+19	-44		0	0	0	0 *	0	0	
CUMULATIVE	94	70	1	26	+13	-24	?	0	0	0	0 *	0	0	
NELSON MAREK 36														
2018	54	56	1	4	+39	+2		0	0	0	0 *	0	0	
CUMULATIVE	54	56	1	4	+39	+2		0	0	0	0 *	0	0	
NELSON MAREK 43														
2015	12	17	2	29	+11	+5		0	0	0	0 *	0	0	
2016	13	15	2	26	+7	+2		0	0	0	0 *	0	0	
2017	12	14	1	12	+4	+2		0	0	0	0 *	0	0	
2018	16	23	2	24	+15	+7		0	0	0	0 *	0	0	
2019	12	10	1	8	+12	-2		0	0	0	0 *	0	0	
CUMULATIVE	13	17	2	99	+10	+4		0	0	0	0 *	0	0	
NEW YORK 40														
2015	94	123	1	11	+37	+29		0	0	0	0 *	0	0	
2016	95	108	1	13	+27	+13		0	0	0	0 *	0	0	
2017	93	110	1	10	+35	+17		0	0	0	0 *	0	0	
2018	99	98	1	16	+22	-1		0	0	0	0 *	0	0	
2019	99	103	1	5	+15	+4		0	0	0	0 *	0	0	
CUMULATIVE	96	108	1	55	+28	+12	?	0	0	0	0 *	0	0	
NEWPORT 27S-2														
2017	0	0	0	0 *	0	0		246	236	1	4	+36	-10	
CUMULATIVE	0	0	0	0 *	0	0		246	236	1	4	+36	-10	
NEWPORT 28														
2015	214	235	1	14	+22	+21		0	0	0	0 *	0	0	
CUMULATIVE	214	235	1	14	+22	+21		0	0	0	0 *	0	0	
NEWPORT 30-2 SD														
2015	0	0	0	0 *	0	0		230	254	1	4	+30	+24	
CUMULATIVE	0	0	0	0 *	0	0		230	254	1	4	+30	+24	
NIAGARA 26 IB														
2016	186	228	1	13	+34	+42		0	0	0	0 *	0	0	
2019	205	216	1	7	+27	+11		206	207	1	10	+29	+1	
CUMULATIVE	193	224	2	20	+32	+31		206	207	1	10	+29	+1	
NIAGARA 26 OB **														
2015	182	183	4	22	+24	+1		202	192	4	39	+26	-10	
2016	181	192	5	40	+18	+11		203	204	4	33	+18	+1	
2017	182	191	3	14	+17	+9		203	194	7	57	+23	-9	????
2018	182	168	3	10	+19	-14		202	189	8	69	+20	-13	?????
2019	184	178	4	29	+16	-6		201	186	5	48	+19	-15	????
CUMULATIVE	182	185	8	115	+19	+3		202	192	10	246	+21	-10	????
NIAGARA 30														
2015	0	0	0	0 *	0	0		207	214	1	11	+15	+7	
2016	0	0	0	0 *	0	0		214	205	1	3	+11	-9	
2017	0	0	0	0 *	0	0		211	157	1	10	+33	-54	
2019	0	0	0	0 *	0	0		211	198	1	4	+29	-13	
CUMULATIVE	0	0	0	0 *	0	0		210	190	1	28	+23	-20	?

CC Review



Flying Sails (FS)

Non-Flying Sails (NFS)

Boat Class /Year	AVG ASP	Calc ASP	#Diff Boats	#Races Sailed	Std Dev	Calc Diff	HDCP ALERT	AVG ASP	Calc ASP	#Diff Boats	#Races Sailed	Std Dev	Calc Diff	HDCP ALERT
NIAGARA 31														
2015	159	170	1	15	+35	+11		182	191	2	8	+11	+9	
2016	168	173	1	7	+29	+5		191	176	2	15	+22	-15	
2017	166	167	1	5	+24	+1		189	167	1	3	+20	-22	
2018	166	157	1	7	+23	-9		187	169	1	9	+14	-18	
2019	166	170	1	6	+13	+4		0	0	0	0 *	0	0	
CUMULATIVE	164	168	1	40	+27	+4		188	177	4	35	+17	-11	
NIAGARA 35														
2015	0	0	0	0 *	0	0		217	220	1	5	+45	+3	
2017	0	0	0	0 *	0	0		223	266	1	3	+18	+43	
CUMULATIVE	0	0	0	0 *	0	0		219	237	1	8	+35	+18	
NO CLASS														
2015	60	68	2	20	+14	+8		210	228	1	6	+22	+18	
2016	42	49	3	16	+32	+7		216	225	2	12	+20	+9	
2017	78	87	3	18	+22	+9		196	173	2	8	+19	-23	
2018	43	53	3	13	+24	+10		0	0	0	0 *	0	0	
2019	0	0	0	0 *	0	0		48	59	1	3	+17	+11	
CUMULATIVE	57	66	9	67	+22	+9	????	192	194	6	29	+20	+2	
NONSUCH 26/260														
2015	0	0	0	0 *	0	0		246	261	3	12	+22	+15	
2016	0	0	0	0 *	0	0		250	251	2	12	+32	+1	
2018	0	0	0	0 *	0	0		251	278	1	4	+18	+27	
2019	0	0	0	0 *	0	0		251	251	1	6	+42	0	
CUMULATIVE	0	0	0	0 *	0	0		249	258	4	34	+29	+9	
NONSUCH 26/260 SD														
2017	0	0	0	0 *	0	0		247	283	1	7	+11	+36	
2018	0	0	0	0 *	0	0		247	265	1	4	+49	+18	
CUMULATIVE	0	0	0	0 *	0	0		247	276	1	11	+25	+29	
NONSUCH 30														
2015	0	0	0	0 *	0	0		168	185	3	22	+26	+17	
2016	0	0	0	0 *	0	0		174	203	3	19	+34	+29	
2017	0	0	0	0 *	0	0		172	176	1	9	+8	+4	
2018	0	0	0	0 *	0	0		173	197	2	23	+29	+24	??
2019	0	0	0	0 *	0	0		169	189	2	18	+27	+20	
CUMULATIVE	0	0	0	0 *	0	0		171	192	4	91	+27	+21	?????
NONSUCH 33														
2015	0	0	0	0 *	0	0		177	200	2	13	+25	+23	
2016	0	0	0	0 *	0	0		179	176	1	6	+24	-3	
CUMULATIVE	0	0	0	0 *	0	0		178	193	2	19	+25	+15	
NORTH STAR FARR 727														
2015	190	210	1	8	+24	+20		207	198	2	17	+23	-9	
2016	190	195	1	5	+16	+5		0	0	0	0 *	0	0	
2017	0	0	0	0 *	0	0		207	206	1	8	+42	-1	
CUMULATIVE	190	204	1	13	+21	+14		207	201	2	25	+29	-6	
NORTH STAR FARR 727 MOD														
2018	0	0	0	0 *	0	0		204	204	1	6	+27	0	
2019	0	0	0	0 *	0	0		204	211	1	6	+19	+7	
CUMULATIVE	0	0	0	0 *	0	0		204	208	1	12	+23	+4	

CC Review



<i>Boat Class</i> <i>/Year</i>	<b>Flying Sails (FS)</b>						<b>Non-Flying Sails (NFS)</b>							
	<i>AVG</i> <i>ASP</i>	<i>Calc</i> <i>ASP</i>	<i>#Diff</i> <i>Boats</i>	<i>#Races</i> <i>Sailed</i>	<i>Std</i> <i>Dev</i>	<i>Calc</i> <i>Diff</i>	<i>HDCP</i> <i>ALERT</i>	<i>AVG</i> <i>ASP</i>	<i>Calc</i> <i>ASP</i>	<i>#Diff</i> <i>Boats</i>	<i>#Races</i> <i>Sailed</i>	<i>Std</i> <i>Dev</i>	<i>Calc</i> <i>Diff</i>	<i>HDCP</i> <i>ALERT</i>
<b>NORTHCASTLE 30 CUS 2 L30</b>														
2015	109	103	1	19	+17	-6		0	0	0	0 *	0	0	
2016	110	110	1	19	+12	0		0	0	0	0 *	0	0	
2017	109	116	1	20	+10	+7		0	0	0	0 *	0	0	
2018	109	115	1	7	+21	+6		0	0	0	0 *	0	0	
2019	109	99	1	8	+21	-10		0	0	0	0 *	0	0	
CUMULATIVE	109	109	1	73	+15	0		0	0	0	0 *	0	0	
<b>NORTHERN 25</b>														
2015	0	0	0	0 *	0	0		244	244	2	26	+24	0	
2016	0	0	0	0 *	0	0		246	236	3	29	+28	-10	
2017	0	0	0	0 *	0	0		243	232	3	22	+23	-11	
2018	0	0	0	0 *	0	0		245	241	2	23	+20	-4	
2019	0	0	0	0 *	0	0		247	237	2	15	+22	-10	
CUMULATIVE	0	0	0	0 *	0	0		245	238	3	115	+24	-7	
<b>NORTHERN 25 IB</b>														
2015	0	0	0	0 *	0	0		251	213	1	7	+35	-38	
2016	0	0	0	0 *	0	0		257	213	1	8	+28	-44	
2017	0	0	0	0 *	0	0		263	287	2	29	+35	+24	??
2018	0	0	0	0 *	0	0		249	283	1	12	+23	+34	
CUMULATIVE	0	0	0	0 *	0	0		258	266	2	56	+32	+8	
<b>NORTHERN 29</b>														
2015	0	0	0	0 *	0	0		227	253	2	19	+23	+26	
2017	0	0	0	0 *	0	0		230	226	1	10	+19	-4	
2018	0	0	0	0 *	0	0		232	223	2	14	+20	-9	
CUMULATIVE	0	0	0	0 *	0	0		229	237	3	43	+21	+8	
<b>NORTHSTAR 500</b>														
2015	225	232	2	18	+22	+7		0	0	0	0 *	0	0	
2016	228	233	1	16	+23	+5		259	239	1	3	+46	-20	
2017	226	226	1	9	+12	0		0	0	0	0 *	0	0	
2018	226	243	1	11	+40	+17		0	0	0	0 *	0	0	
2019	226	226	1	6	+4	0		0	0	0	0 *	0	0	
CUMULATIVE	226	233	2	60	+22	+7		259	239	1	3	+46	-20	
<b>ODAY 240</b>														
2016	0	0	0	0 *	0	0		255	254	1	3	+19	-1	
CUMULATIVE	0	0	0	0 *	0	0		255	254	1	3	+19	-1	
<b>ODAY 25 CB</b>														
2015	0	0	0	0 *	0	0		271	291	1	3	+16	+20	
2016	0	0	0	0 *	0	0		269	269	1	13	+24	0	
2017	0	0	0	0 *	0	0		269	281	1	8	+5	+12	
CUMULATIVE	0	0	0	0 *	0	0		269	276	1	24	+17	+7	
<b>ODAY 27 IB</b>														
2015	0	0	0	0 *	0	0		246	263	1	8	+15	+17	
2016	0	0	0	0 *	0	0		254	253	1	3	+37	-1	
2018	0	0	0	0 *	0	0		250	266	1	6	+25	+16	
2019	0	0	0	0 *	0	0		250	263	1	4	+36	+13	
CUMULATIVE	0	0	0	0 *	0	0		249	262	1	21	+25	+13	?
<b>ODAY 28 TM DK</b>														
2017	0	0	0	0 *	0	0		200	234	1	3	+28	+34	
2018	0	0	0	0 *	0	0		200	232	1	3	+26	+32	
CUMULATIVE	0	0	0	0 *	0	0		200	233	1	6	+27	+33	

Flying Sails (FS)

Non-Flying Sails (NFS)

Boat Class	AVG	Calc	#Diff	#Races	Std	Calc	HDCP	AVG	Calc	#Diff	#Races	Std	Calc	HDCP
/Year	ASP	ASP	Boats	Sailed	Dev	Diff	ALERT	ASP	ASP	Boats	Sailed	Dev	Diff	ALERT
ODAY 30														
2015	0	0	0	0 *	0	0		221	221	1	3	+26	0	
2016	0	0	0	0 *	0	0		216	216	1	6	+13	0	
CUMULATIVE	0	0	0	0 *	0	0		218	218	2	9	+18	0	
ODAY 30 CB														
2016	0	0	0	0 *	0	0		219	249	1	9	+21	+30	
2018	0	0	0	0 *	0	0		219	219	1	7	+22	0	
CUMULATIVE	0	0	0	0 *	0	0		219	236	1	16	+21	+17	?
ODAY 39 SD														
2017	0	0	0	0 *	0	0		143	143	1	8	+16	0	
CUMULATIVE	0	0	0	0 *	0	0		143	143	1	8	+16	0	
ODAY MARINER CB														
2015	0	0	0	0 *	0	0		343	280	1	14	+33	-63	
CUMULATIVE	0	0	0	0 *	0	0		343	280	1	14	+33	-63	
ODAY TEMPEST														
2015	0	0	0	0 *	0	0		272	284	1	4	+33	+12	
CUMULATIVE	0	0	0	0 *	0	0		272	284	1	4	+33	+12	
ODYSSEY 30 C&C														
2015	0	0	0	0 *	0	0		179	167	1	16	+16	-12	?
2016	0	0	0	0 *	0	0		179	159	1	16	+14	-20	?
2017	0	0	0	0 *	0	0		179	178	1	13	+13	-1	
2018	0	0	0	0 *	0	0		181	159	1	17	+24	-22	?
2019	0	0	0	0 *	0	0		181	164	1	16	+13	-17	?
CUMULATIVE	0	0	0	0 *	0	0		180	165	1	78	+16	-15	?
OLSON 25														
2015	165	170	4	37	+27	+5		0	0	0	0 *	0	0	
2016	167	164	4	42	+14	-3		0	0	0	0 *	0	0	
2017	166	154	3	18	+12	-12		0	0	0	0 *	0	0	
2018	165	160	4	44	+11	-5		194	185	1	9	+33	-9	
2019	166	156	4	39	+16	-10		194	177	1	3	+9	-17	
CUMULATIVE	166	161	5	180	+16	-5		194	183	1	12	+27	-11	
OLSON 30 **														
2015	109	98	9	93	+20	-11	????	0	0	0	0 *	0	0	
2016	110	92	7	83	+24	-18	????	0	0	0	0 *	0	0	
2017	108	78	3	32	+32	-30	???	0	0	0	0 *	0	0	
2018	109	108	5	77	+17	-1		0	0	0	0 *	0	0	
2019	108	113	5	47	+22	+5		0	0	0	0 *	0	0	
CUMULATIVE	109	99	11	332	+21	-10	????	0	0	0	0 *	0	0	
OLSON 30 IB														
2015	0	0	0	0 *	0	0		141	94	1	10	+29	-47	
2017	114	131	1	6	+28	+17		0	0	0	0 *	0	0	
2018	114	128	1	6	+9	+14		141	134	1	4	+12	-7	
CUMULATIVE	114	130	1	12	+18	+16		141	105	1	14	+25	-36	
OLSON 40														
2015	56	44	1	4	+19	-12		0	0	0	0 *	0	0	
CUMULATIVE	56	44	1	4	+19	-12		0	0	0	0 *	0	0	
OLSON 40 MOD														
2015	52	34	1	16	+26	-18	?	0	0	0	0 *	0	0	
CUMULATIVE	52	34	1	16	+26	-18	?	0	0	0	0 *	0	0	

CC Review

District Review QCYC(TORW)



Flying Sails (FS)

Non-Flying Sails (NFS)

Boat Class	AVG	Calc	#Diff	#Races	Std	Calc	HDCP		AVG	Calc	#Diff	#Races	Std	Calc	HDCP
/Year	ASP	ASP	Boats	Sailed	Dev	Diff	ALERT		ASP	ASP	Boats	Sailed	Dev	Diff	ALERT

CC Review

OLSON 911 S

2015	130	98	1	16	+19	-32	?		150	115	1	10	+28	-35	
2016	132	109	1	13	+22	-23			152	108	1	10	+16	-44	
2017	130	105	1	10	+14	-25			150	120	1	13	+14	-30	
2018	124	123	1	5	+15	-1			144	144	1	5	+6	0	
2019	124	106	1	7	+24	-18			144	120	1	4	+25	-24	
<b>CUMULATIVE</b>	<b>129</b>	<b>106</b>	<b>1</b>	<b>51</b>	<b>+19</b>	<b>-23</b>	<b>?</b>		<b>149</b>	<b>119</b>	<b>1</b>	<b>42</b>	<b>+18</b>	<b>-30</b>	<b>?</b>



District Review PCYC(TORW)

CC Review

OLSON 911 S ERICSON

2015	133	112	1	16	+12	-21	?		0	0	0	0 *	0	0	
2016	133	113	1	14	+16	-20			0	0	0	0 *	0	0	
2017	133	94	1	9	+24	-39			0	0	0	0 *	0	0	
2018	125	114	2	26	+16	-11			0	0	0	0 *	0	0	
2019	126	121	2	20	+22	-5			0	0	0	0 *	0	0	
<b>CUMULATIVE</b>	<b>129</b>	<b>113</b>	<b>2</b>	<b>85</b>	<b>+18</b>	<b>-16</b>	<b>??</b>		<b>0</b>	<b>0</b>	<b>0</b>	<b>0 *</b>	<b>0</b>	<b>0</b>	<b>0</b>



District Review BAYC(GHPR) LSYC(TORW)

ONTARIO 32

2017	0	0	0	0 *	0	0			232	201	1	7	+31	-31	
<b>CUMULATIVE</b>	<b>0</b>	<b>0</b>	<b>0</b>	<b>0 *</b>	<b>0</b>	<b>0</b>			<b>232</b>	<b>201</b>	<b>1</b>	<b>7</b>	<b>+31</b>	<b>-31</b>	

PACESHIP 29 NORTHWIND CB

2015	245	260	1	13	+19	+15			0	0	0	0 *	0	0	
<b>CUMULATIVE</b>	<b>245</b>	<b>260</b>	<b>1</b>	<b>13</b>	<b>+19</b>	<b>+15</b>			<b>0</b>	<b>0</b>	<b>0</b>	<b>0 *</b>	<b>0</b>	<b>0</b>	

PACESHIP PY 23

2016	0	0	0	0 *	0	0			293	317	1	5	+19	+24	
2017	0	0	0	0 *	0	0			290	292	1	4	+10	+2	
2018	257	301	1	5	+44	+44			0	0	0	0 *	0	0	
2019	257	266	1	4	+30	+9			0	0	0	0 *	0	0	
<b>CUMULATIVE</b>	<b>257</b>	<b>285</b>	<b>1</b>	<b>9</b>	<b>+38</b>	<b>+28</b>			<b>292</b>	<b>306</b>	<b>1</b>	<b>9</b>	<b>+15</b>	<b>+14</b>	

PACESHIP PY 26

2016	0	0	0	0 *	0	0			228	251	1	13	+27	+23	
2018	0	0	0	0 *	0	0			227	234	1	18	+26	+7	
2019	0	0	0	0 *	0	0			227	236	1	4	+11	+9	
<b>CUMULATIVE</b>	<b>0</b>	<b>0</b>	<b>0</b>	<b>0 *</b>	<b>0</b>	<b>0</b>			<b>227</b>	<b>240</b>	<b>1</b>	<b>35</b>	<b>+25</b>	<b>+13</b>	<b>?</b>

PACESHIP PY 26 IB

2015	0	0	0	0 *	0	0			240	263	1	15	+25	+23	
2017	224	237	1	5	+22	+13			0	0	0	0 *	0	0	
2018	228	228	1	5	+27	0			0	0	0	0 *	0	0	
2019	228	245	1	9	+42	+17			0	0	0	0 *	0	0	
<b>CUMULATIVE</b>	<b>227</b>	<b>238</b>	<b>1</b>	<b>19</b>	<b>+33</b>	<b>+11</b>			<b>240</b>	<b>263</b>	<b>1</b>	<b>15</b>	<b>+25</b>	<b>+23</b>	

PEARSON 21

2016	0	0	0	0 *	0	0			219	219	1	5	+14	0	
2017	0	0	0	0 *	0	0			219	176	1	3	+15	-43	
2018	201	239	1	5	+34	+38			219	181	1	6	+37	-38	
2019	0	0	0	0 *	0	0			219	231	1	7	+24	+12	
<b>CUMULATIVE</b>	<b>201</b>	<b>239</b>	<b>1</b>	<b>5</b>	<b>+34</b>	<b>+38</b>			<b>219</b>	<b>206</b>	<b>1</b>	<b>21</b>	<b>+24</b>	<b>-13</b>	<b>?</b>

CC Review

PEARSON 26

2015	0	0	0	0 *	0	0			240	242	6	53	+27	+2	
2016	0	0	0	0 *	0	0			243	223	5	33	+18	-20	
2018	0	0	0	0 *	0	0			238	218	2	7	+45	-20	
2019	0	0	0	0 *	0	0			244	258	1	4	+8	+14	
<b>CUMULATIVE</b>	<b>0</b>	<b>0</b>	<b>0</b>	<b>0 *</b>	<b>0</b>	<b>0</b>			<b>241</b>	<b>234</b>	<b>9</b>	<b>97</b>	<b>+25</b>	<b>-7</b>	<b>????</b>



Flying Sails (FS)

Non-Flying Sails (NFS)

Boat Class	AVG	Calc	#Diff	#Races	Std	Calc	HDCP	AVG	Calc	#Diff	#Races	Std	Calc	HDCP
/Year	ASP	ASP	Boats	Sailed	Dev	Diff	ALERT	ASP	ASP	Boats	Sailed	Dev	Diff	ALERT
PEARSON 27-2														
2015	0	0	0	0 *	0	0		254	253	1	3	+14	-1	
2016	0	0	0	0 *	0	0		259	252	1	5	+5	-7	
CUMULATIVE	0	0	0	0 *	0	0		257	252	1	8	+9	-5	
PEARSON 28														
2015	198	224	1	7	+21	+26		238	238	1	5	+21	0	
2016	198	179	1	3	+22	-19		0	0	0	0 *	0	0	
2017	0	0	0	0 *	0	0		222	200	1	4	+26	-22	
2018	0	0	0	0 *	0	0		222	200	1	6	+20	-22	
2019	0	0	0	0 *	0	0		222	192	1	6	+28	-30	
CUMULATIVE	198	210	1	10	+21	+12		226	207	2	21	+24	-19	??
PEARSON 30														
2015	168	158	3	13	+12	-10		190	181	2	19	+25	-9	
2016	168	160	1	6	+11	-8		195	219	2	11	+32	+24	
2017	168	151	3	10	+17	-17		213	216	1	6	+6	+3	
2018	169	148	2	15	+14	-21		213	182	1	6	+30	-31	
2019	165	156	1	7	+6	-9		196	191	2	15	+30	-5	
CUMULATIVE	168	153	4	51	+13	-15	????	197	195	4	57	+26	-2	
PEARSON 30 FLYER														
2015	0	0	0	0 *	0	0		141	123	2	15	+15	-18	
2016	0	0	0	0 *	0	0		142	141	1	6	+5	-1	
2017	0	0	0	0 *	0	0		141	124	1	11	+15	-17	
2019	0	0	0	0 *	0	0		141	140	1	3	+4	-1	
CUMULATIVE	0	0	0	0 *	0	0		141	128	2	35	+12	-13	??
PEARSON 303														
2015	203	221	1	5	+14	+18		227	253	1	4	+17	+26	
2016	202	219	1	14	+35	+17		0	0	0	0 *	0	0	
2017	201	212	1	10	+18	+11		0	0	0	0 *	0	0	
CUMULATIVE	202	217	1	29	+25	+15	?	227	253	1	4	+17	+26	
PEARSON 32														
2019	185	235	1	5	+50	+50		0	0	0	0 *	0	0	
CUMULATIVE	185	235	1	5	+50	+50		0	0	0	0 *	0	0	
PEARSON 36														
2016	149	155	1	10	+10	+6		0	0	0	0 *	0	0	
2018	148	170	1	9	+25	+22		0	0	0	0 *	0	0	
2019	148	148	1	10	+40	0		0	0	0	0 *	0	0	
CUMULATIVE	148	157	1	29	+25	+9		0	0	0	0 *	0	0	
PEARSON 39-2 KCB														
2015	122	122	1	4	+39	0		0	0	0	0 *	0	0	
CUMULATIVE	122	122	1	4	+39	0		0	0	0	0 *	0	0	
PEARSON ENSIGN														
2016	262	204	1	3	+33	-58		0	0	0	0 *	0	0	
2018	260	202	1	5	+29	-58		0	0	0	0 *	0	0	
CUMULATIVE	261	203	1	8	+31	-58		0	0	0	0 *	0	0	
PERRY 58 CF														
2019	-3	18	1	3	+4	+21		0	0	0	0 *	0	0	
CUMULATIVE	-3	18	1	3	+4	+21		0	0	0	0 *	0	0	

CC Review

CC Review



Flying Sails (FS)

Non-Flying Sails (NFS)

Boat Class	AVG	Calc	#Diff	#Races	Std	Calc	HDCP	AVG	Calc	#Diff	#Races	Std	Calc	HDCP
/Year	ASP	ASP	Boats	Sailed	Dev	Diff	ALERT	ASP	ASP	Boats	Sailed	Dev	Diff	ALERT
PETERSON 37 WIG														
2015	93	129	2	17	+24	+36		114	124	1	6	+27	+10	
2016	93	124	1	13	+28	+31		0	0	0	0*	0	0	
2018	0	0	0	0*	0	0		114	144	1	8	+23	+30	
CUMULATIVE	93	127	2	30	+26	+34	??	114	135	1	14	+24	+21	
PETERSON 41 CUS														
2015	0	0	0	0*	0	0		90	114	2	8	+22	+24	
2016	0	0	0	0*	0	0		92	88	1	4	+15	-4	
2017	0	0	0	0*	0	0		89	121	1	3	+25	+32	
2018	0	0	0	0*	0	0		91	92	1	3	+3	+1	
2019	68	45	1	5	+8	-23		91	84	1	6	+30	-7	
CUMULATIVE	68	45	1	5	+8	-23		90	100	2	24	+21	+10	
PRECISION 23														
2015	0	0	0	0*	0	0		254	258	1	4	+46	+4	
CUMULATIVE	0	0	0	0*	0	0		254	258	1	4	+46	+4	
QUEST 33 IB -SB														
2017	77	80	1	8	+9	+3		0	0	0	0*	0	0	
2018	77	81	1	9	+13	+4		0	0	0	0*	0	0	
CUMULATIVE	77	81	1	17	+11	+4		0	0	0	0*	0	0	
RANGER 22														
2015	213	256	1	12	+25	+43		235	194	2	39	+31	-41	??
2016	0	0	0	0*	0	0		234	222	4	91	+23	-12	?????
2017	0	0	0	0*	0	0		233	226	5	86	+18	-7	????
2018	0	0	0	0*	0	0		232	227	5	70	+20	-5	
2019	0	0	0	0*	0	0		233	231	5	82	+26	-2	
CUMULATIVE	213	256	1	12	+25	+43		233	223	6	368	+23	-10	????
RANGER 29														
2015	0	0	0	0*	0	0		220	206	1	17	+18	-14	?
2016	0	0	0	0*	0	0		233	206	1	17	+25	-27	?
2017	0	0	0	0*	0	0		232	211	1	15	+22	-21	
2018	0	0	0	0*	0	0		232	213	1	15	+20	-19	
2019	0	0	0	0*	0	0		232	214	1	14	+18	-18	
CUMULATIVE	0	0	0	0*	0	0		230	210	1	78	+21	-20	?
R-CLASS 10														
2015	106	109	1	4	+7	+3		0	0	0	0*	0	0	
2016	112	99	1	11	+14	-13		0	0	0	0*	0	0	
2018	110	118	1	4	+29	+8		0	0	0	0*	0	0	
CUMULATIVE	110	105	1	19	+16	-5		0	0	0	0*	0	0	
R-CLASS 3														
2015	125	122	1	6	+14	-3		0	0	0	0*	0	0	
2016	125	125	1	6	+20	0		0	0	0	0*	0	0	
2017	125	108	1	11	+15	-17		0	0	0	0*	0	0	
2018	125	108	1	6	+23	-17		0	0	0	0*	0	0	
2019	125	91	1	8	+22	-34		0	0	0	0*	0	0	
CUMULATIVE	125	109	1	37	+19	-16	?	0	0	0	0*	0	0	
R-CLASS 4														
2016	114	123	1	11	+15	+9		0	0	0	0*	0	0	
CUMULATIVE	114	123	1	11	+15	+9		0	0	0	0*	0	0	

CC Review

CC Review



**Flying Sails (FS)**

**Non-Flying Sails (NFS)**

<i>Boat Class</i>	<i>AVG</i>	<i>Calc</i>	<i>#Diff</i>	<i>#Races</i>	<i>Std</i>	<i>Calc</i>	<i>HDCP</i>	<i>AVG</i>	<i>Calc</i>	<i>#Diff</i>	<i>#Races</i>	<i>Std</i>	<i>Calc</i>	<i>HDCP</i>
<i>/Year</i>	<i>ASP</i>	<i>ASP</i>	<i>Boats</i>	<i>Sailed</i>	<i>Dev</i>	<i>Diff</i>	<i>ALERT</i>	<i>ASP</i>	<i>ASP</i>	<i>Boats</i>	<i>Sailed</i>	<i>Dev</i>	<i>Diff</i>	<i>ALERT</i>
<b>R-CLASS 5</b>														
2015	121	124	1	14	+11	+3		0	0	0	0 *	0	0	
2016	128	134	1	11	+12	+6		0	0	0	0 *	0	0	
2018	125	138	1	4	+20	+13		0	0	0	0 *	0	0	
CUMULATIVE	124	130	1	29	+13	+6		0	0	0	0 *	0	0	
<b>New Class</b>	<b>R-CLASS 5 MOD</b>													
2019	113	116	1	6	+18	+3		0	0	0	0 *	0	0	
CUMULATIVE	113	116	1	6	+18	+3		0	0	0	0 *	0	0	
<b>R-CLASS 6</b>														
2015	113	98	1	10	+6	-15		0	0	0	0 *	0	0	
CUMULATIVE	113	98	1	10	+6	-15		0	0	0	0 *	0	0	
<b>R-CLASS 7</b>														
2016	121	121	1	3	+39	0		0	0	0	0 *	0	0	
2017	121	110	1	4	+12	-11		0	0	0	0 *	0	0	
CUMULATIVE	121	115	1	7	+24	-6		0	0	0	0 *	0	0	
<b>R-CLASS 9</b>														
2017	115	114	1	3	+13	-1		0	0	0	0 *	0	0	
2018	139	165	1	4	+30	+26		0	0	0	0 *	0	0	
CUMULATIVE	129	143	1	7	+22	+14		0	0	0	0 *	0	0	
<b>RELIANCE 12M</b>														
2015	0	0	0	0 *	0	0		120	102	1	3	+4	-18	
2016	83	116	1	4	+11	+33		0	0	0	0 *	0	0	
CUMULATIVE	83	116	1	4	+11	+33		120	102	1	3	+4	-18	
<b>RIVAL 36</b>														
2015	0	0	0	0 *	0	0		173	198	1	4	+30	+25	
2016	0	0	0	0 *	0	0		177	192	1	7	+49	+15	
2019	0	0	0	0 *	0	0		175	216	1	4	+30	+41	
CUMULATIVE	0	0	0	0 *	0	0		175	200	1	15	+39	+25	
<b>New Class</b>	<b>ROCKET 22 CF -SB</b>													
2019	109	113	1	14	+31	+4		0	0	0	0 *	0	0	
CUMULATIVE	109	113	1	14	+31	+4		0	0	0	0 *	0	0	
<b>ROUE 20</b>														
2015	0	0	0	0 *	0	0		217	217	1	14	+19	0	
2016	0	0	0	0 *	0	0		224	207	1	13	+30	-17	
2017	0	0	0	0 *	0	0		221	226	1	9	+20	+5	
2018	0	0	0	0 *	0	0		221	228	1	14	+21	+7	
2019	0	0	0	0 *	0	0		221	202	1	9	+42	-19	
CUMULATIVE	0	0	0	0 *	0	0		221	216	1	59	+26	-5	
<b>S2 10.3</b>														
2015	115	124	1	12	+16	+9		135	130	2	21	+22	-5	
2016	116	125	2	16	+20	+9		136	131	1	9	+12	-5	
2017	115	132	1	11	+13	+17		135	125	2	19	+13	-10	
2018	115	123	1	5	+24	+8		133	132	2	13	+10	-1	
2019	115	132	1	5	+17	+17		133	134	2	9	+19	+1	
CUMULATIVE	115	127	2	49	+17	+12	??	135	130	2	71	+16	-5	

Flying Sails (FS)

Non-Flying Sails (NFS)

*Boat Class* *AVG* *Calc* *#Diff* *#Races* *Std* *Calc* *HDCP* *AVG* *Calc* *#Diff* *#Races* *Std* *Calc* *HDCP*  
*/Year* *ASP* *ASP* *Boats* *Sailed* *Dev* *Diff* *ALERT* *ASP* *ASP* *Boats* *Sailed* *Dev* *Diff* *ALERT*

CC  
Review

S2 27														
2015	0	0	0	0*	0	0		207	207	1	3	+30	0	
2016	192	166	1	11	+18	-26		213	208	1	3	+46	-5	
2017	190	150	1	3	+26	-40		0	0	0	0*	0	0	
2018	190	189	1	3	0	-1		211	188	1	6	+25	-23	
2019	190	189	1	3	+24	-1		211	204	1	3	+23	-7	
<b>CUMULATIVE</b>	<b>191</b>	<b>170</b>	<b>1</b>	<b>20</b>	<b>+17</b>	<b>-21</b>	<b>?</b>	<b>211</b>	<b>199</b>	<b>1</b>	<b>15</b>	<b>+30</b>	<b>-12</b>	



S2 6.7 GRAND SLAM

2015	210	193	1	23	+41	-17	?	0	0	0	0*	0	0	
2016	0	0	0	0*	0	0		234	176	1	4	+44	-58	
<b>CUMULATIVE</b>	<b>210</b>	<b>193</b>	<b>1</b>	<b>23</b>	<b>+41</b>	<b>-17</b>	<b>?</b>	<b>234</b>	<b>176</b>	<b>1</b>	<b>4</b>	<b>+44</b>	<b>-58</b>	

CC  
Review

S2 7.9														
2015	164	158	2	19	+27	-6		184	155	2	12	+19	-29	
2016	166	161	2	19	+19	-5		0	0	0	0*	0	0	
2017	0	0	0	0*	0	0		183	163	1	13	+28	-20	
2018	165	156	2	11	+11	-9		183	129	1	24	+24	-54	?
2019	165	146	2	8	+26	-19		177	144	2	25	+26	-33	??
<b>CUMULATIVE</b>	<b>165</b>	<b>157</b>	<b>3</b>	<b>57</b>	<b>+21</b>	<b>-8</b>		<b>181</b>	<b>144</b>	<b>3</b>	<b>74</b>	<b>+25</b>	<b>-37</b>	<b>???</b>



S2 7.9 IB

2017	171	161	1	8	+13	-10		0	0	0	0*	0	0	
2018	171	166	1	28	+14	-5		0	0	0	0*	0	0	
2019	171	170	1	25	+14	-1		0	0	0	0*	0	0	
<b>CUMULATIVE</b>	<b>171</b>	<b>167</b>	<b>1</b>	<b>61</b>	<b>+14</b>	<b>-4</b>		<b>0</b>	<b>0</b>	<b>0</b>	<b>0*</b>	<b>0</b>	<b>0</b>	

S2 8.5/8.6

2019	0	0	0	0*	0	0		230	205	1	3	+20	-25	
<b>CUMULATIVE</b>	<b>0</b>	<b>0</b>	<b>0</b>	<b>0*</b>	<b>0</b>	<b>0</b>		<b>230</b>	<b>205</b>	<b>1</b>	<b>3</b>	<b>+20</b>	<b>-25</b>	

CC  
Review

S2 9.1														
2015	135	133	7	95	+24	-2		161	153	2	28	+35	-8	
2016	136	127	4	69	+32	-9	????	156	146	1	3	+15	-10	
2017	136	132	6	63	+23	-4		156	156	2	7	+11	0	
2018	134	137	5	55	+20	+3		160	141	3	25	+18	-19	
2019	130	133	6	60	+22	+3		135	130	1	3	+20	-5	
<b>CUMULATIVE</b>	<b>134</b>	<b>132</b>	<b>8</b>	<b>342</b>	<b>+24</b>	<b>-2</b>		<b>159</b>	<b>147</b>	<b>5</b>	<b>66</b>	<b>+25</b>	<b>-12</b>	<b>?????</b>



S2 9.2

2015	0	0	0	0*	0	0		209	219	1	5	+20	+10	
<b>CUMULATIVE</b>	<b>0</b>	<b>0</b>	<b>0</b>	<b>0*</b>	<b>0</b>	<b>0</b>		<b>209</b>	<b>219</b>	<b>1</b>	<b>5</b>	<b>+20</b>	<b>+10</b>	

SABRE 28-1

2015	0	0	0	0*	0	0		239	217	1	7	+22	-22	
2016	197	204	1	5	+38	+7		230	206	2	16	+35	-24	
2017	197	231	1	3	+22	+34		227	228	1	6	+13	+1	
2018	201	202	2	11	+30	+1		0	0	0	0*	0	0	
<b>CUMULATIVE</b>	<b>199</b>	<b>207</b>	<b>2</b>	<b>19</b>	<b>+31</b>	<b>+8</b>		<b>232</b>	<b>213</b>	<b>3</b>	<b>29</b>	<b>+27</b>	<b>-19</b>	

SABRE 28-1 SD

2016	0	0	0	0*	0	0		239	217	1	5	+20	-22	
<b>CUMULATIVE</b>	<b>0</b>	<b>0</b>	<b>0</b>	<b>0*</b>	<b>0</b>	<b>0</b>		<b>239</b>	<b>217</b>	<b>1</b>	<b>5</b>	<b>+20</b>	<b>-22</b>	

SABRE 28-2

2018	0	0	0	0*	0	0		224	233	1	9	+19	+9	
2019	0	0	0	0*	0	0		224	226	1	8	+26	+2	
<b>CUMULATIVE</b>	<b>0</b>	<b>0</b>	<b>0</b>	<b>0*</b>	<b>0</b>	<b>0</b>		<b>224</b>	<b>230</b>	<b>1</b>	<b>17</b>	<b>+22</b>	<b>+6</b>	

Flying Sails (FS)

Non-Flying Sails (NFS)

<i>Boat Class</i>	<i>AVG</i>	<i>Calc</i>	<i>#Diff</i>	<i>#Races</i>	<i>Std</i>	<i>Calc</i>	<i>HDCP</i>	<i>AVG</i>	<i>Calc</i>	<i>#Diff</i>	<i>#Races</i>	<i>Std</i>	<i>Calc</i>	<i>HDCP</i>
<i>/Year</i>	<i>ASP</i>	<i>ASP</i>	<i>Boats</i>	<i>Sailed</i>	<i>Dev</i>	<i>Diff</i>	<i>ALERT</i>	<i>ASP</i>	<i>ASP</i>	<i>Boats</i>	<i>Sailed</i>	<i>Dev</i>	<i>Diff</i>	<i>ALERT</i>
SABRE 28-3														
2015	183	213	1	13	+28	+30		0	0	0	0 *	0	0	
2016	183	211	1	13	+27	+28		0	0	0	0 *	0	0	
2017	183	195	1	3	+21	+12		0	0	0	0 *	0	0	
2018	180	180	1	3	+2	0		204	214	1	3	+27	+10	
CUMULATIVE	183	207	1	32	+25	+24	?	204	214	1	3	+27	+10	
SABRE 30-3														
2019	0	0	0	0 *	0	0		181	154	1	10	+46	-27	
CUMULATIVE	0	0	0	0 *	0	0		181	154	1	10	+46	-27	
SABRE 32 KCB														
2015	0	0	0	0 *	0	0		199	228	1	6	+13	+29	
CUMULATIVE	0	0	0	0 *	0	0		199	228	1	6	+13	+29	
SABRE 42														
2015	96	94	1	8	+11	-2		0	0	0	0 *	0	0	
2016	96	95	1	5	+1	-1		0	0	0	0 *	0	0	
2018	100	92	1	9	+22	-8		0	0	0	0 *	0	0	
2019	100	101	1	12	+18	+1		0	0	0	0 *	0	0	
CUMULATIVE	98	96	1	34	+15	-2		0	0	0	0 *	0	0	
SABRE SPIRIT														
2015	106	74	1	12	+12	-32		0	0	0	0 *	0	0	
2016	101	67	1	11	+16	-34		0	0	0	0 *	0	0	
CUMULATIVE	104	71	1	23	+14	-33	?	0	0	0	0 *	0	0	
SAN JUAN 24														
2015	216	181	2	16	+28	-35		233	204	1	6	+27	-29	
2016	215	206	2	31	+30	-9		231	230	2	16	+35	-1	
2017	0	0	0	0 *	0	0		234	261	1	3	+29	+27	
2018	215	191	1	11	+18	-24		234	258	1	4	+36	+24	
2019	0	0	0	0 *	0	0		234	252	1	8	+43	+18	
CUMULATIVE	215	196	2	58	+27	-19	??	232	236	2	37	+35	+4	
SAN JUAN 30														
2015	0	0	0	0 *	0	0		200	187	1	3	+12	-13	
2016	176	170	1	25	+10	-6		0	0	0	0 *	0	0	
2017	174	174	1	13	+2	0		200	149	1	6	+37	-51	
2018	174	164	1	19	+17	-10		200	176	1	6	+19	-24	
2019	174	185	1	4	+18	+11		0	0	0	0 *	0	0	
CUMULATIVE	175	170	1	61	+11	-5		200	167	1	15	+25	-33	
SANTA CRUZ 27 OB														
2017	138	124	1	3	+25	-14		0	0	0	0 *	0	0	
2018	138	140	1	6	+4	+2		0	0	0	0 *	0	0	
2019	138	136	1	6	+17	-2		0	0	0	0 *	0	0	
CUMULATIVE	138	135	1	15	+14	-3		0	0	0	0 *	0	0	
SANTANA 20 SD/WK MOD														
2017	0	0	0	0 *	0	0		225	231	1	5	+43	+6	
CUMULATIVE	0	0	0	0 *	0	0		225	231	1	5	+43	+6	
SANTANA 30/30 GRAND PRIX														
2015	111	110	1	9	+20	-1		0	0	0	0 *	0	0	
CUMULATIVE	111	110	1	9	+20	-1		0	0	0	0 *	0	0	

New Class

New Class

Flying Sails (FS)

Non-Flying Sails (NFS)

<i>Boat Class</i>	<i>AVG</i>	<i>Calc</i>	<i>#Diff</i>	<i>#Races</i>	<i>Std</i>	<i>Calc</i>	<i>HDCP</i>	<i>AVG</i>	<i>Calc</i>	<i>#Diff</i>	<i>#Races</i>	<i>Std</i>	<i>Calc</i>	<i>HDCP</i>
<i>/Year</i>	<i>ASP</i>	<i>ASP</i>	<i>Boats</i>	<i>Sailed</i>	<i>Dev</i>	<i>Diff</i>	<i>ALERT</i>	<i>ASP</i>	<i>ASP</i>	<i>Boats</i>	<i>Sailed</i>	<i>Dev</i>	<i>Diff</i>	<i>ALERT</i>
SANTANA 30-30 MOD														
2015	123	119	1	18	+8	-4		0	0	0	0 *	0	0	
2016	123	111	1	21	+16	-12	?	0	0	0	0 *	0	0	
2017	121	104	1	21	+14	-17	?	0	0	0	0 *	0	0	
2018	121	117	1	18	+16	-4		0	0	0	0 *	0	0	
CUMULATIVE	122	112	1	78	+14	-10		0	0	0	0 *	0	0	
SANTANA WL 24														
2015	168	159	2	12	+19	-9		0	0	0	0 *	0	0	
2016	175	166	2	11	+15	-9		0	0	0	0 *	0	0	
2017	173	112	1	4	+33	-61		188	184	1	3	+4	-4	
2018	175	154	1	8	+18	-21		0	0	0	0 *	0	0	
2019	172	176	2	19	+12	+4		0	0	0	0 *	0	0	
CUMULATIVE	172	162	2	54	+17	-10		188	184	1	3	+4	-4	
SCAMPI 30-3 MOD														
2015	0	0	0	0 *	0	0		198	146	1	5	+35	-52	
2018	0	0	0	0 *	0	0		190	159	1	6	+36	-31	
CUMULATIVE	0	0	0	0 *	0	0		194	153	1	11	+36	-41	
SCHOCK 35														
2018	0	0	0	0 *	0	0		93	83	1	8	+14	-10	
2019	76	88	1	4	+10	+12		93	90	1	13	+20	-3	
CUMULATIVE	76	88	1	4	+10	+12		93	87	1	21	+18	-6	
SHARK 24 **														
2015	222	215	42	624	+24	-7	????	238	223	13	166	+30	-15	?????
2016	223	214	46	684	+21	-9	????	238	232	21	184	+25	-6	????
2017	219	206	26	305	+20	-13	?????	234	224	4	22	+24	-10	
2018	219	208	46	528	+24	-11	????	232	229	13	77	+21	-3	
2019	218	216	19	188	+21	-2		231	232	12	78	+18	+1	
CUMULATIVE	221	212	79	2329	+22	-9	????	236	228	35	527	+25	-8	????
SIRIUS 28														
2015	0	0	0	0 *	0	0		212	214	3	30	+20	+2	
2016	0	0	0	0 *	0	0		215	214	1	8	+13	-1	
2017	0	0	0	0 *	0	0		220	245	2	17	+28	+25	
2018	0	0	0	0 *	0	0		218	221	3	34	+20	+3	
2019	0	0	0	0 *	0	0		213	198	2	18	+26	-15	
CUMULATIVE	0	0	0	0 *	0	0		215	218	4	107	+22	+3	
SIRIUS 28 WK														
2016	0	0	0	0 *	0	0		218	230	1	4	+40	+12	
CUMULATIVE	0	0	0	0 *	0	0		218	230	1	4	+40	+12	
SOLING														
2015	148	150	3	29	+14	+2		0	0	0	0 *	0	0	
2016	147	165	2	13	+15	+18		0	0	0	0 *	0	0	
2017	143	162	4	41	+18	+19	????	0	0	0	0 *	0	0	
2018	147	156	5	35	+21	+9		183	182	1	5	+28	-1	
2019	151	145	2	16	+15	-6		0	0	0	0 *	0	0	
CUMULATIVE	147	156	6	134	+18	+9	????	183	182	1	5	+28	-1	
SONAR														
2016	164	121	1	3	+21	-43		0	0	0	0 *	0	0	
CUMULATIVE	164	121	1	3	+21	-43		0	0	0	0 *	0	0	

CC Review



**Flying Sails (FS)**

**Non-Flying Sails (NFS)**

*Boat Class* *AVG* *Calc* *#Diff* *#Races* *Std* *Calc* *HDCP* *AVG* *Calc* *#Diff* *#Races* *Std* *Calc* *HDCP*  
*/Year* *ASP* *ASP* *Boats* *Sailed* *Dev* *Diff* *ALERT* *ASP* *ASP* *Boats* *Sailed* *Dev* *Diff* *ALERT*

District  
Review  
NSC(EYC)

SONIC 23														
2016	0	0	0	0 *	0	0		264	307	1	7	+23	+43	
2017	0	0	0	0 *	0	0		272	314	1	5	+47	+42	
2018	0	0	0	0 *	0	0		261	285	1	5	+39	+24	
2019	0	0	0	0 *	0	0		261	298	1	6	+46	+37	
CUMULATIVE	0	0	0	0 *	0	0		264	301	2	23	+38	+37	??

SOTO 40 CF -SB														
2016	-24	26	1	9	+33	+50		0	0	0	0 *	0	0	
2017	-24	18	1	4	+44	+42		0	0	0	0 *	0	0	
2018	-18	5	1	3	+46	+23		0	0	0	0 *	0	0	
CUMULATIVE	-23	20	1	16	+38	+43	?	0	0	0	0 *	0	0	

SOVEREL 27 IB														
2015	144	132	1	19	+15	-12	?	0	0	0	0 *	0	0	
2016	144	132	1	29	+11	-12	?	0	0	0	0 *	0	0	
2017	144	121	1	9	+17	-23		0	0	0	0 *	0	0	
2018	144	139	1	22	+11	-5		0	0	0	0 *	0	0	
2019	144	144	1	22	+14	0		0	0	0	0 *	0	0	
CUMULATIVE	144	135	1	101	+13	-9		0	0	0	0 *	0	0	

SOVEREL 30-4														
2015	123	123	1	7	+9	0		0	0	0	0 *	0	0	
2016	124	140	1	5	+24	+16		0	0	0	0 *	0	0	
2017	123	123	1	3	+10	0		0	0	0	0 *	0	0	
CUMULATIVE	123	129	1	15	+14	+6		0	0	0	0 *	0	0	

SOVEREL 33-2 IB														
2015	85	84	3	40	+18	-1		0	0	0	0 *	0	0	
2016	88	90	3	29	+15	+2		0	0	0	0 *	0	0	
2018	87	99	2	14	+15	+12		0	0	0	0 *	0	0	
2019	87	94	1	6	+14	+7		0	0	0	0 *	0	0	
CUMULATIVE	87	89	3	89	+16	+2		0	0	0	0 *	0	0	

SPRINTA MOD														
2017	0	0	0	0 *	0	0		223	232	1	3	+24	+9	
CUMULATIVE	0	0	0	0 *	0	0		223	232	1	3	+24	+9	

SPRINTA SPORT 23														
2015	0	0	0	0 *	0	0		217	219	2	20	+15	+2	
2016	0	0	0	0 *	0	0		216	228	2	20	+28	+12	
2017	0	0	0	0 *	0	0		216	195	1	6	+14	-21	
2018	0	0	0	0 *	0	0		216	210	1	12	+19	-6	
2019	0	0	0	0 *	0	0		216	222	1	7	+16	+6	
CUMULATIVE	0	0	0	0 *	0	0		216	218	2	65	+20	+2	

Review  
Request

STAR -SB														
2015	0	0	0	0 *	0	0		193	161	1	8	+21	-32	
2016	159	150	1	12	+22	-9		0	0	0	0 *	0	0	
2019	141	124	1	13	+14	-17		157	128	1	3	+24	-29	
CUMULATIVE	150	136	2	25	+18	-14	??	183	152	2	11	+22	-31	

STAR 30 CUS 1														
2015	126	132	1	30	+10	+6		0	0	0	0 *	0	0	
2016	126	118	1	32	+13	-8		0	0	0	0 *	0	0	
2017	126	127	1	28	+9	+1		0	0	0	0 *	0	0	
2018	126	108	1	6	+35	-18		0	0	0	0 *	0	0	
CUMULATIVE	126	124	1	96	+12	-2		0	0	0	0 *	0	0	

Flying Sails (FS)

Non-Flying Sails (NFS)

Boat Class	AVG	Calc	#Diff	#Races	Std	Calc	HDCP	AVG	Calc	#Diff	#Races	Std	Calc	HDCP
/Year	ASP	ASP	Boats	Sailed	Dev	Diff	ALERT	ASP	ASP	Boats	Sailed	Dev	Diff	ALERT
STAR 30 CUS 2														
2015	139	150	1	8	+27	+11		161	144	1	11	+29	-17	
2016	0	0	0	0*	0	0		163	169	1	17	+18	+6	
2017	0	0	0	0*	0	0		157	156	1	8	+10	-1	
2018	137	185	1	9	+29	+48		0	0	0	0*	0	0	
2019	0	0	0	0*	0	0		157	168	1	4	+14	+11	
CUMULATIVE	138	169	1	17	+28	+31	?	161	160	1	40	+19	-1	
SWAN 47														
2018	85	116	1	12	+35	+31		0	0	0	0*	0	0	
CUMULATIVE	85	116	1	12	+35	+31		0	0	0	0*	0	0	
TANZER 22 **														
2015	220	211	7	66	+24	-9	????	241	249	6	58	+30	+8	????
2016	222	223	7	89	+21	+1		247	253	6	46	+27	+6	????
2017	220	226	7	53	+23	+6	????	243	251	8	61	+19	+8	????
2018	222	219	6	72	+23	-3		243	259	8	64	+26	+16	?????
2019	222	214	5	38	+21	-8		244	246	7	47	+23	+2	
CUMULATIVE	221	219	11	318	+22	-2		243	252	13	276	+25	+9	????
TANZER 22 MOD														
2015	221	267	1	11	+43	+46		0	0	0	0*	0	0	
2016	225	255	1	23	+33	+30	?	0	0	0	0*	0	0	
2017	223	271	1	8	+38	+48		0	0	0	0*	0	0	
2018	0	0	0	0*	0	0		243	213	1	23	+20	-30	?
2019	0	0	0	0*	0	0		243	233	1	18	+19	-10	
CUMULATIVE	224	261	1	42	+37	+37	?	243	222	1	41	+20	-21	?
TANZER 25 IB														
2015	0	0	0	0*	0	0		198	196	1	4	+14	-2	
CUMULATIVE	0	0	0	0*	0	0		198	196	1	4	+14	-2	
TANZER 25 OB														
2016	0	0	0	0*	0	0		197	218	1	12	+25	+21	
2017	0	0	0	0*	0	0		194	198	2	12	+21	+4	
2018	0	0	0	0*	0	0		198	199	2	19	+15	+1	
2019	0	0	0	0*	0	0		200	224	2	6	+32	+24	
CUMULATIVE	0	0	0	0*	0	0		197	207	2	49	+21	+10	
TANZER 25 OB MOD														
2015	0	0	0	0*	0	0		192	228	1	4	+24	+36	
2016	0	0	0	0*	0	0		197	213	1	13	+14	+16	
CUMULATIVE	0	0	0	0*	0	0		196	216	1	17	+16	+20	?
TANZER 26														
2015	214	215	5	55	+23	+1		237	233	10	126	+25	-4	
2016	213	206	2	22	+21	-7		242	229	11	106	+18	-13	?????
2017	214	228	2	16	+27	+14		241	235	10	76	+24	-6	????
2018	217	234	2	9	+22	+17		238	251	12	117	+21	+13	?????
2019	217	214	2	11	+23	-3		237	239	10	76	+19	+2	
CUMULATIVE	214	217	5	113	+23	+3		239	237	18	501	+22	-2	
TANZER 26 IB														
2019	0	0	0	0*	0	0		237	272	1	6	+39	+35	
CUMULATIVE	0	0	0	0*	0	0		237	272	1	6	+39	+35	
TANZER 28 MOD														
2015	0	0	0	0*	0	0		229	268	1	4	+28	+39	
2016	0	0	0	0*	0	0		229	278	1	5	+45	+49	
CUMULATIVE	0	0	0	0*	0	0		229	274	1	9	+38	+45	

CC Review



Flying Sails (FS)

Non-Flying Sails (NFS)

Boat Class	AVG	Calc	#Diff	#Races	Std	Calc	HDCP	AVG	Calc	#Diff	#Races	Std	Calc	HDCP
/Year	ASP	ASP	Boats	Sailed	Dev	Diff	ALERT	ASP	ASP	Boats	Sailed	Dev	Diff	ALERT

CC  
Review

TANZER 7.5														
2015	226	218	1	3	+33	-8		251	230	3	42	+26	-21	???
2016	0	0	0	0*	0	0		251	251	3	47	+21	0	
2017	0	0	0	0*	0	0		251	225	2	23	+21	-26	??
2018	0	0	0	0*	0	0		251	240	2	26	+23	-11	
2019	0	0	0	0*	0	0		245	247	2	26	+22	+2	
CUMULATIVE	226	218	1	3	+33	-8		250	240	4	164	+23	-10	????

TANZER 8.5														
2019	0	0	0	0*	0	0		240	234	1	8	+30	-6	
CUMULATIVE	0	0	0	0*	0	0		240	234	1	8	+30	-6	

TARTAN 101 (C&C) CF														
2015	91	98	1	15	+29	+7		0	0	0	0*	0	0	
2016	90	91	1	25	+23	+1		0	0	0	0*	0	0	
2017	89	87	1	24	+9	-2		0	0	0	0*	0	0	
2018	89	92	1	8	+13	+3		0	0	0	0*	0	0	
CUMULATIVE	90	91	1	72	+19	+1		0	0	0	0*	0	0	

CC  
Review

TARTAN 30														
2015	187	199	4	46	+22	+12	????	209	202	3	20	+13	-7	
2016	192	201	3	18	+18	+9		213	204	4	28	+20	-9	
2017	190	191	2	13	+22	+1		214	201	3	16	+10	-13	
2018	194	200	4	37	+25	+6		209	213	3	27	+10	+4	
2019	195	206	3	16	+19	+11		209	202	3	18	+26	-7	
CUMULATIVE	191	200	5	130	+22	+9	????	211	205	5	109	+16	-6	????

TARTAN 3100														
2015	0	0	0	0*	0	0		180	178	1	19	+24	-2	
2016	0	0	0	0*	0	0		180	193	1	17	+14	+13	?
2017	0	0	0	0*	0	0		180	198	1	12	+26	+18	
2018	0	0	0	0*	0	0		186	180	1	10	+12	-6	
2019	0	0	0	0*	0	0		186	181	1	13	+12	-5	
CUMULATIVE	0	0	0	0*	0	0		182	186	1	71	+18	+4	

TARTAN 34 >200														
2016	184	211	1	5	+19	+27		0	0	0	0*	0	0	
CUMULATIVE	184	211	1	5	+19	+27		0	0	0	0*	0	0	

TARTAN 3400 KCB														
2018	0	0	0	0*	0	0		145	170	1	14	+39	+25	
2019	0	0	0	0*	0	0		145	159	1	20	+25	+14	?
CUMULATIVE	0	0	0	0*	0	0		145	164	1	34	+31	+19	?

TARTAN 3400 SD														
2016	0	0	0	0*	0	0		138	154	1	7	+41	+16	
CUMULATIVE	0	0	0	0*	0	0		138	154	1	7	+41	+16	

TARTAN 3500 SD														
2015	0	0	0	0*	0	0		153	149	1	20	+26	-4	
2016	0	0	0	0*	0	0		153	144	1	10	+7	-9	
2017	0	0	0	0*	0	0		153	153	1	10	+9	0	
2018	0	0	0	0*	0	0		150	159	1	13	+17	+9	
2019	0	0	0	0*	0	0		150	159	1	13	+41	+9	
CUMULATIVE	0	0	0	0*	0	0		152	153	1	66	+22	+1	

Flying Sails (FS)

Non-Flying Sails (NFS)

<i>Boat Class</i>	<i>AVG</i>	<i>Calc</i>	<i>#Diff</i>	<i>#Races</i>	<i>Std</i>	<i>Calc</i>	<i>HDCP</i>	<i>AVG</i>	<i>Calc</i>	<i>#Diff</i>	<i>#Races</i>	<i>Std</i>	<i>Calc</i>	<i>HDCP</i>
<i>/Year</i>	<i>ASP</i>	<i>ASP</i>	<i>Boats</i>	<i>Sailed</i>	<i>Dev</i>	<i>Diff</i>	<i>ALERT</i>	<i>ASP</i>	<i>ASP</i>	<i>Boats</i>	<i>Sailed</i>	<i>Dev</i>	<i>Diff</i>	<i>ALERT</i>
TARTAN TEN														
2016	138	133	1	3	+12	-5		0	0	0	0 *	0	0	
2018	0	0	0	0 *	0	0		153	152	1	6	+21	-1	
2019	0	0	0	0 *	0	0		153	127	1	15	+39	-26	
CUMULATIVE	138	133	1	3	+12	-5		153	134	1	21	+34	-19	?
THOMAS 35														
2015	75	75	1	19	+14	0		0	0	0	0 *	0	0	
2016	76	76	1	16	+13	0		94	81	1	3	+11	-13	
2017	75	83	1	17	+10	+8		0	0	0	0 *	0	0	
2018	75	83	2	16	+15	+8		0	0	0	0 *	0	0	
2019	75	101	1	13	+31	+26		0	0	0	0 *	0	0	
CUMULATIVE	75	83	2	81	+16	+8		94	81	1	3	+11	-13	
THUNDERBIRD														
2015	181	178	1	6	+15	-3		200	196	2	24	+33	-4	
2016	184	184	1	3	+12	0		201	199	2	13	+32	-2	
2017	172	111	1	3	+27	-61		0	0	0	0 *	0	0	
CUMULATIVE	180	163	2	12	+17	-17		200	197	3	37	+33	-3	
TMI 27														
2015	168	152	1	11	+21	-16		0	0	0	0 *	0	0	
2016	165	137	1	7	+19	-28		0	0	0	0 *	0	0	
2019	168	147	1	6	+18	-21		0	0	0	0 *	0	0	
CUMULATIVE	167	146	1	24	+19	-21	?	0	0	0	0 *	0	0	
TRIPP 26 -SB														
2015	117	125	4	58	+22	+8	????	0	0	0	0 *	0	0	
2016	116	123	2	49	+16	+7		0	0	0	0 *	0	0	
2017	114	119	1	20	+8	+5		0	0	0	0 *	0	0	
2018	114	108	2	33	+13	-6		0	0	0	0 *	0	0	
2019	116	118	2	35	+16	+2		0	0	0	0 *	0	0	
CUMULATIVE	116	120	4	195	+16	+4		0	0	0	0 *	0	0	
TRIPP 37														
2015	93	89	1	19	+21	-4		0	0	0	0 *	0	0	
2016	93	69	1	13	+16	-24		0	0	0	0 *	0	0	
2017	93	80	1	12	+15	-13		0	0	0	0 *	0	0	
2018	93	87	1	12	+29	-6		0	0	0	0 *	0	0	
2019	93	78	1	6	+8	-15		0	0	0	0 *	0	0	
CUMULATIVE	93	81	1	62	+19	-12	?	0	0	0	0 *	0	0	
ULTIMATE 20 -SB														
2015	146	154	2	27	+16	+8		0	0	0	0 *	0	0	
2016	145	149	1	9	+8	+4		0	0	0	0 *	0	0	
2019	148	145	1	23	+17	-3		0	0	0	0 *	0	0	
CUMULATIVE	147	150	2	59	+15	+3		0	0	0	0 *	0	0	
US 33														
2015	0	0	0	0 *	0	0		162	191	1	12	+36	+29	
2018	0	0	0	0 *	0	0		160	185	1	4	+19	+25	
CUMULATIVE	0	0	0	0 *	0	0		162	190	1	16	+32	+28	?
VIC CARPENTER 31 CUS														
2015	0	0	0	0 *	0	0		228	220	1	8	+48	-8	
CUMULATIVE	0	0	0	0 *	0	0		228	220	1	8	+48	-8	

CC Review





Flying Sails (FS)

Non-Flying Sails (NFS)

Boat Class	AVG	Calc	#Diff	#Races	Std	Calc	HDCP	AVG	Calc	#Diff	#Races	Std	Calc	HDCP
/Year	ASP	ASP	Boats	Sailed	Dev	Diff	ALERT	ASP	ASP	Boats	Sailed	Dev	Diff	ALERT
VIKING 22 MOD 2														
2015	234	238	1	13	+12	+4		0	0	0	0 *	0	0	
2016	234	232	1	6	+27	-2		0	0	0	0 *	0	0	
2017	234	196	1	5	+16	-38		0	0	0	0 *	0	0	
2018	236	191	1	3	+20	-45		0	0	0	0 *	0	0	
CUMULATIVE	234	224	1	27	+17	-10		0	0	0	0 *	0	0	
VIKING 28 IB														
2015	182	168	3	58	+27	-14	???	211	203	3	49	+19	-8	
2016	184	167	3	39	+25	-17	???	206	211	4	31	+23	+5	
2017	184	199	4	33	+24	+15		201	200	3	19	+29	-1	
2018	186	190	4	31	+18	+4		203	187	6	46	+29	-16	????
2019	186	210	3	14	+18	+24		204	198	7	45	+24	-6	????
CUMULATIVE	184	181	7	175	+24	-3		206	199	9	190	+24	-7	????
VIKING 28 OB														
2015	184	173	2	14	+17	-11		201	196	1	3	+8	-5	
2016	182	176	3	37	+20	-6		201	188	1	5	+7	-13	
2017	181	190	3	40	+23	+9	???	0	0	0	0 *	0	0	
2018	181	182	4	36	+16	+1		199	200	1	22	+27	+1	
2019	179	178	2	27	+27	-1		203	163	1	6	+27	-40	
CUMULATIVE	181	181	6	154	+21	0		200	192	4	36	+23	-8	
VIKING 33														
2015	133	135	1	13	+39	+2		158	163	4	66	+22	+5	
2016	0	0	0	0 *	0	0		158	153	2	30	+18	-5	
2017	0	0	0	0 *	0	0		158	156	3	37	+14	-2	
2018	0	0	0	0 *	0	0		157	157	3	33	+17	0	
2019	0	0	0	0 *	0	0		153	154	3	23	+14	+1	
CUMULATIVE	133	135	1	13	+39	+2		157	158	4	189	+18	+1	
VIKING 33 MOD 1														
2015	129	121	1	11	+16	-8		154	140	1	10	+16	-14	
2016	128	120	1	5	+6	-8		153	143	1	5	+10	-10	
2017	128	122	1	8	+33	-6		153	144	1	6	+15	-9	
2018	128	123	1	10	+10	-5		153	145	1	13	+12	-8	
CUMULATIVE	128	122	1	34	+17	-6		153	143	1	34	+14	-10	
VIKING 33/34														
2015	0	0	0	0 *	0	0		149	149	5	56	+22	0	
2016	0	0	0	0 *	0	0		154	152	6	61	+19	-2	
2017	0	0	0	0 *	0	0		155	153	5	53	+20	-2	
2018	138	137	1	3	+24	-1		158	142	3	36	+17	-16	???
2019	0	0	0	0 *	0	0		157	145	2	24	+11	-12	??
CUMULATIVE	138	137	1	3	+24	-1		154	149	6	230	+19	-5	
VIPER 640 CF -SB														
2015	104	103	5	35	+24	-1		0	0	0	0 *	0	0	
2016	107	107	6	81	+20	0		0	0	0	0 *	0	0	
2017	108	107	6	78	+21	-1		0	0	0	0 *	0	0	
2018	108	101	8	88	+16	-7	????	0	0	0	0 *	0	0	
2019	107	97	7	62	+21	-10	????	0	0	0	0 *	0	0	
CUMULATIVE	107	104	9	344	+20	-3		0	0	0	0 *	0	0	

CC Review



Flying Sails (FS)

Non-Flying Sails (NFS)

Boat Class	AVG	Calc	#Diff	#Races	Std	Calc	HDCP	AVG	Calc	#Diff	#Races	Std	Calc	HDCP
/Year	ASP	ASP	Boats	Sailed	Dev	Diff	ALERT	ASP	ASP	Boats	Sailed	Dev	Diff	ALERT

CC Review

VIPER 830 CF -SB

2015	64	11	1	3	+16	-53		0	0	0	0*	0	0	
2016	60	-8	1	12	+25	-68		0	0	0	0*	0	0	
2017	63	32	1	13	+23	-31		0	0	0	0*	0	0	
2018	63	30	1	10	+21	-33		0	0	0	0*	0	0	
2019	41	25	1	9	+9	-16		0	0	0	0*	0	0	
<b>CUMULATIVE</b>	<b>58</b>	<b>19</b>	<b>1</b>	<b>47</b>	<b>+20</b>	<b>-39</b>	<b>?</b>	0	0	0	0*	0	0	

District Review  
RHYC(GHPR F)

VOLLMER 30 CUS MOD

2015	121	106	1	10	+27	-15		141	164	1	11	+31	+23	
2016	126	106	1	9	+16	-20		146	162	1	8	+36	+16	
2017	123	121	1	8	+25	-2		143	188	1	6	+42	+45	
2018	123	122	1	5	+22	-1		0	0	0	0*	0	0	
2019	123	109	1	7	+20	-14		0	0	0	0*	0	0	
<b>CUMULATIVE</b>	<b>123</b>	<b>112</b>	<b>1</b>	<b>39</b>	<b>+22</b>	<b>-11</b>		<b>143</b>	<b>169</b>	<b>1</b>	<b>25</b>	<b>+35</b>	<b>+26</b>	<b>?</b>

VX ONE -SB

2016	104	76	1	26	+29	-28	?	0	0	0	0*	0	0	
2017	107	74	1	5	+17	-33		0	0	0	0*	0	0	
<b>CUMULATIVE</b>	<b>104</b>	<b>76</b>	<b>1</b>	<b>31</b>	<b>+27</b>	<b>-28</b>	<b>?</b>	0	0	0	0*	0	0	

WARWICK 24 CUS

2015	176	200	1	4	+15	+24		0	0	0	0*	0	0	
2018	178	192	1	5	+27	+14		0	0	0	0*	0	0	
2019	178	178	1	5	+8	0		0	0	0	0*	0	0	
<b>CUMULATIVE</b>	<b>177</b>	<b>189</b>	<b>1</b>	<b>14</b>	<b>+17</b>	<b>+12</b>		0	0	0	0*	0	0	

WHITBY 27

2015	205	198	1	14	+21	-7		0	0	0	0*	0	0	
2016	204	198	1	14	+24	-6		0	0	0	0*	0	0	
2017	203	205	1	7	+11	+2		0	0	0	0*	0	0	
2018	203	192	1	9	+13	-11		0	0	0	0*	0	0	
2019	203	212	1	6	+21	+9		0	0	0	0*	0	0	
<b>CUMULATIVE</b>	<b>204</b>	<b>200</b>	<b>1</b>	<b>50</b>	<b>+19</b>	<b>-4</b>		0	0	0	0*	0	0	

X 1 TON MOD

2015	63	85	1	9	+24	+22		0	0	0	0*	0	0	
2016	63	64	1	6	+20	+1		0	0	0	0*	0	0	
2017	63	73	1	8	+18	+10		0	0	0	0*	0	0	
<b>CUMULATIVE</b>	<b>63</b>	<b>75</b>	<b>1</b>	<b>23</b>	<b>+21</b>	<b>+12</b>	<b>?</b>	0	0	0	0*	0	0	

CC Review

X 102

2015	127	168	1	4	+10	+41		146	120	1	11	+13	-26	
2016	0	0	0	0*	0	0		146	118	1	16	+17	-28	?
2017	0	0	0	0*	0	0		146	128	1	11	+11	-18	
2018	0	0	0	0*	0	0		143	127	2	16	+14	-16	
2019	0	0	0	0*	0	0		141	138	1	8	+18	-3	
<b>CUMULATIVE</b>	<b>127</b>	<b>168</b>	<b>1</b>	<b>4</b>	<b>+10</b>	<b>+41</b>		<b>144</b>	<b>125</b>	<b>2</b>	<b>62</b>	<b>+15</b>	<b>-19</b>	<b>??</b>

CC Review

X 35

2015	68	57	2	33	+15	-11		96	87	1	7	+13	-9	
2016	68	53	1	34	+12	-15	?	0	0	0	0*	0	0	
2017	68	57	2	35	+11	-11		96	85	1	5	+24	-11	
2018	68	48	1	12	+21	-20		96	96	1	14	+17	0	
2019	68	56	1	14	+9	-12		0	0	0	0*	0	0	
<b>CUMULATIVE</b>	<b>68</b>	<b>55</b>	<b>2</b>	<b>128</b>	<b>+13</b>	<b>-13</b>	<b>??</b>	96	91	1	26	+17	-5	

District Review  
NYC(TORW)  
RCYC(TORW)

**Flying Sails (FS)**

**Non-Flying Sails (NFS)**

<i>Boat Class</i>	<i>AVG</i>	<i>Calc</i>	<i>#Diff</i>	<i>#Races</i>	<i>Std</i>	<i>Calc</i>	<i>HDCP</i>	<i>AVG</i>	<i>Calc</i>	<i>#Diff</i>	<i>#Races</i>	<i>Std</i>	<i>Calc</i>	<i>HDCP</i>
<i>/Year</i>	<i>ASP</i>	<i>ASP</i>	<i>Boats</i>	<i>Sailed</i>	<i>Dev</i>	<i>Diff</i>	<i>ALERT</i>	<i>ASP</i>	<i>ASP</i>	<i>Boats</i>	<i>Sailed</i>	<i>Dev</i>	<i>Diff</i>	<i>ALERT</i>
X 95														
2015	0	0	0	0 *	0	0		165	157	1	9	+35	-8	
2016	147	131	1	5	+24	-16		0	0	0	0 *	0	0	
2017	0	0	0	0 *	0	0		165	152	2	10	+22	-13	
2018	147	99	1	7	+25	-48		165	164	1	6	+23	-1	
2019	157	156	1	5	+21	-1		165	164	1	5	+6	-1	
CUMULATIVE	150	125	2	17	+24	-25		165	158	2	30	+23	-7	
X 95 TM														
2015	138	164	1	17	+32	+26	?	0	0	0	0 *	0	0	
2016	138	156	1	19	+32	+18	?	0	0	0	0 *	0	0	
2017	138	135	1	5	+3	-3		0	0	0	0 *	0	0	
2018	138	123	1	18	+15	-15	?	0	0	0	0 *	0	0	
2019	138	135	1	17	+15	-3		0	0	0	0 *	0	0	
CUMULATIVE	138	144	1	76	+23	+6		0	0	0	0 *	0	0	
X 95 TM MOD 2														
2015	0	0	0	0 *	0	0		181	172	1	21	+25	-9	
2016	157	166	1	11	+12	+9		183	163	1	12	+16	-20	
2017	152	173	1	3	+19	+21		181	156	1	5	+15	-25	
2018	152	169	1	4	+18	+17		183	148	1	5	+14	-35	
2019	0	0	0	0 *	0	0		180	171	1	15	+16	-9	
CUMULATIVE	155	168	1	18	+14	+13	?	181	167	1	58	+19	-14	?
X 99														
2015	106	104	1	14	+15	-2		0	0	0	0 *	0	0	
2016	0	0	0	0 *	0	0		131	128	1	13	+17	-3	
2017	0	0	0	0 *	0	0		130	127	1	5	+15	-3	
CUMULATIVE	106	104	1	14	+15	-2		131	128	1	18	+17	-3	

CC Review

